

B B C Briefing: Immigration

Introduction

In the last 30 years, the UK has experienced the most rapid increase in immigration in its history. Around one in seven of its population is now foreign-born.

What has caused the rise? What has been the impact on the UK economy? On public services? On population density? On attitudes and social cohesion? Is the net impact of immigration positive or negative? What should our immigration policy be in future – and how will it change after the UK leaves the EU?

BBC Briefing assembles and assesses the evidence.

Index

1. UK Immigration: History and Trends	05
2. Public Perception about Immigration	48
3. The Global Context	61
4. Europe's Migrant Crisis	77
5. The Demographic and Social Impact	102
6. The Economic Impact	123
7. The Impact on Public Finances and Public Services	136
8. Integration and Identity	154
9. Policy Responses	178





BBC Briefing - Immigration

Part 1/9

UK Immigration: History and Trends

What has shaped the UK as a collection of nations and regions?

How have immigration and emigration affected its history?

And what have been the causes of the rise in UK immigration over the past 30 years?

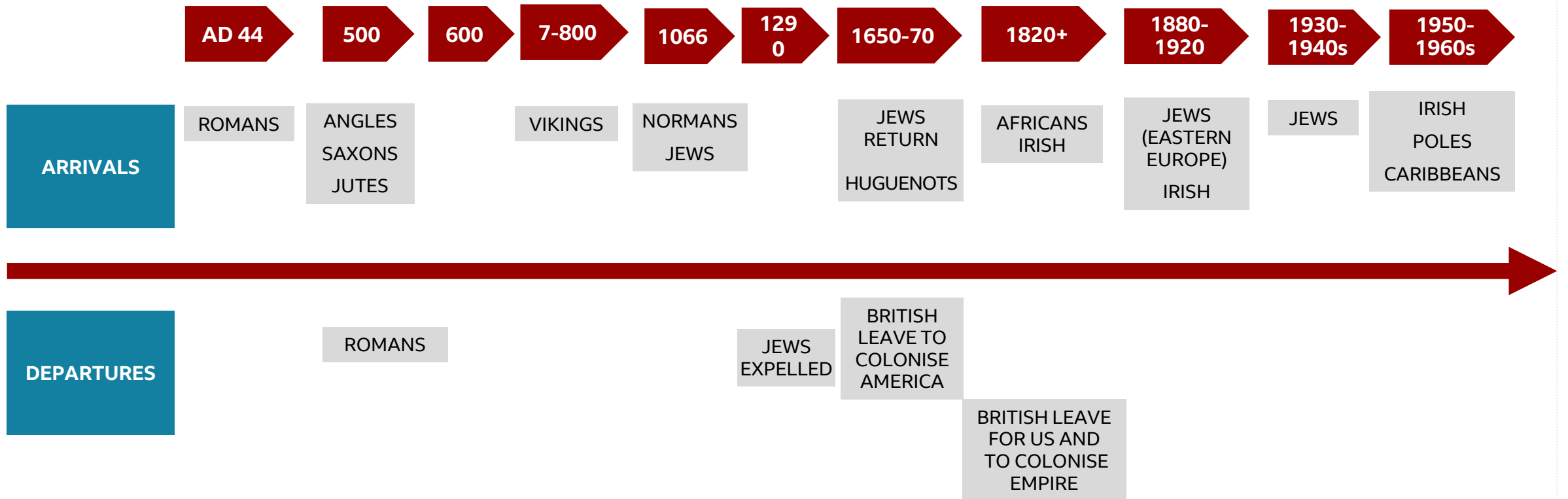


B B C Briefing - Immigration

“A simple way to take a measure of a country is to look at how many want in, and how many want out.”

Tony Blair, 2016
Interview with *Politico* website

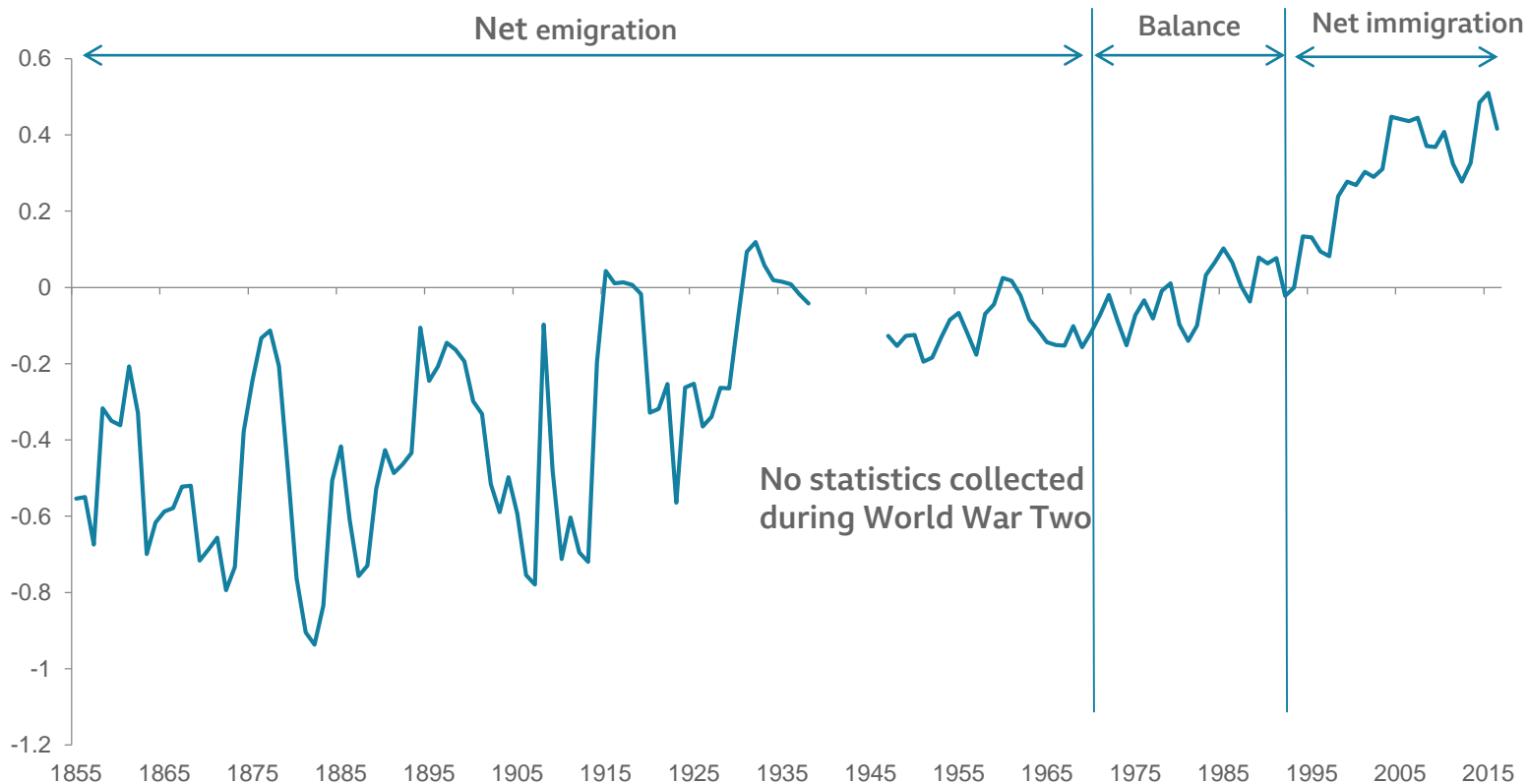
Migration has always been a part of Britain's history, with significant movements of people both leaving and arriving



The word 'refugee' – derived from the French 'refugie' - first entered the English language with the Huguenots

For most of the past 150 years, Britain has largely been a country of *emigration*, with more people leaving than arriving

Change in net migration 1855 - 2016 (as % of UK population)



Emigration from Britain

- It was not until the mid-1980s that the number of people arriving in the UK consistently began to exceed those leaving (termed positive net migration)
- Most British people who emigrated moved to parts or to former parts of the British Empire

[Bank of England: A millennium of macroeconomic data \(2018\)](#)

British emigration continued after World War Two

The Ten Pound Poms

- A million and a half or more British citizens who emigrated to Australia in pursuit of a new life after World War Two were known as the Ten Pound Poms
- Australia welcomed British migrant workers to help build its burgeoning post-war economy
- Attracted by the £10 fare, housing and employment, the people who went had to commit to stay for at least two years
- The scheme ended in 1982

Notable 'Ten Pounders'

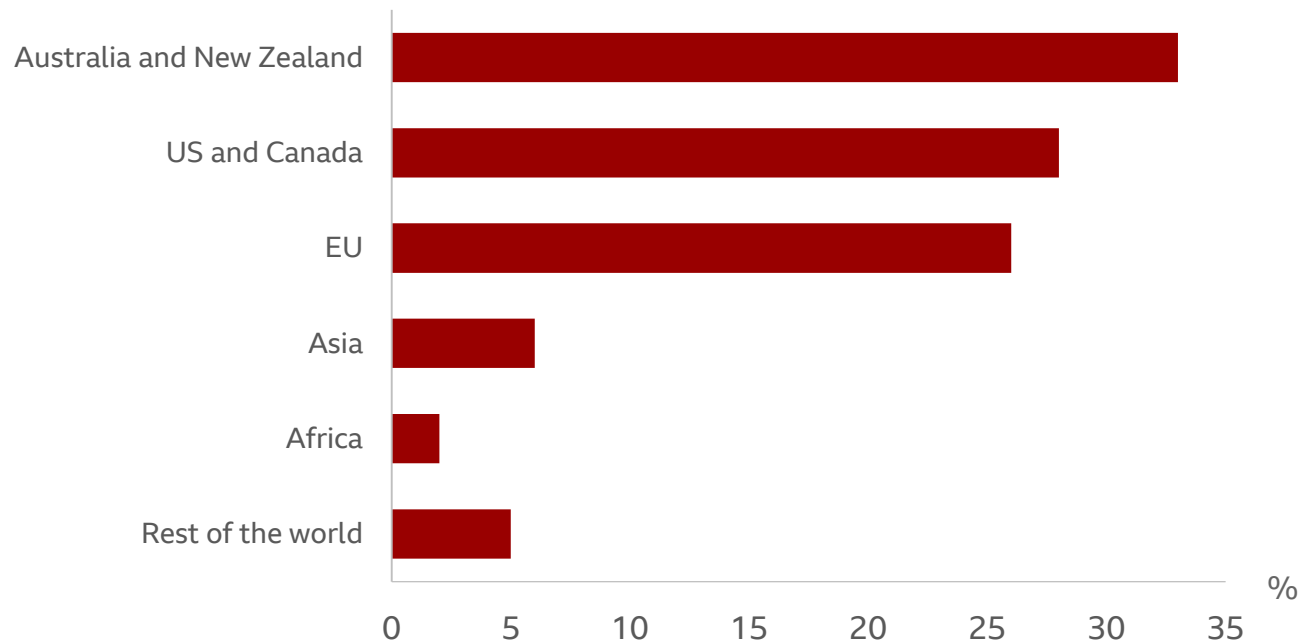
- Two Australian prime ministers arrived under the scheme - Julia Gillard and Tony Abbott
- Julia Gillard originally came from Barry in South Wales
- The 250,000 or so citizens who returned to the UK, disappointed by the realities in Australia, became known as the Boomerang Poms



Australia's former Prime Minister Julia Gillard

Nearly five million UK citizens live outside the UK, mostly in English-speaking countries

Proportion of UK-born citizens living abroad, 2017



The British abroad

- UK citizens tend to emigrate to English-speaking countries
- In 2016, 34% of the UK population said they could speak a foreign language – the lowest percentage in Europe. The EU average was 64.6%
- Of the UK citizens who have migrated to the EU
 - 37% live in Spain
 - 19% in France
 - 6% in Ireland

[ONS: Living abroad \(April 2018\)](#)
[Eurostat: Foreign language skills \(April 2019\)](#)

British-born citizens have moved all over the world



Sir Jonathan Ive
Apple executive,
1992-2019

- Designer of the iPod, iPhone, Macbook and iPad
- Born in Chingford, London
- Based in San Francisco



Lucy Bronze
England footballer

- Right-back for French football team Olympique Lyonnais
- Double Women's Champions League winner and triple WSL winner. Born in Northumberland
- Based in Lyon, France

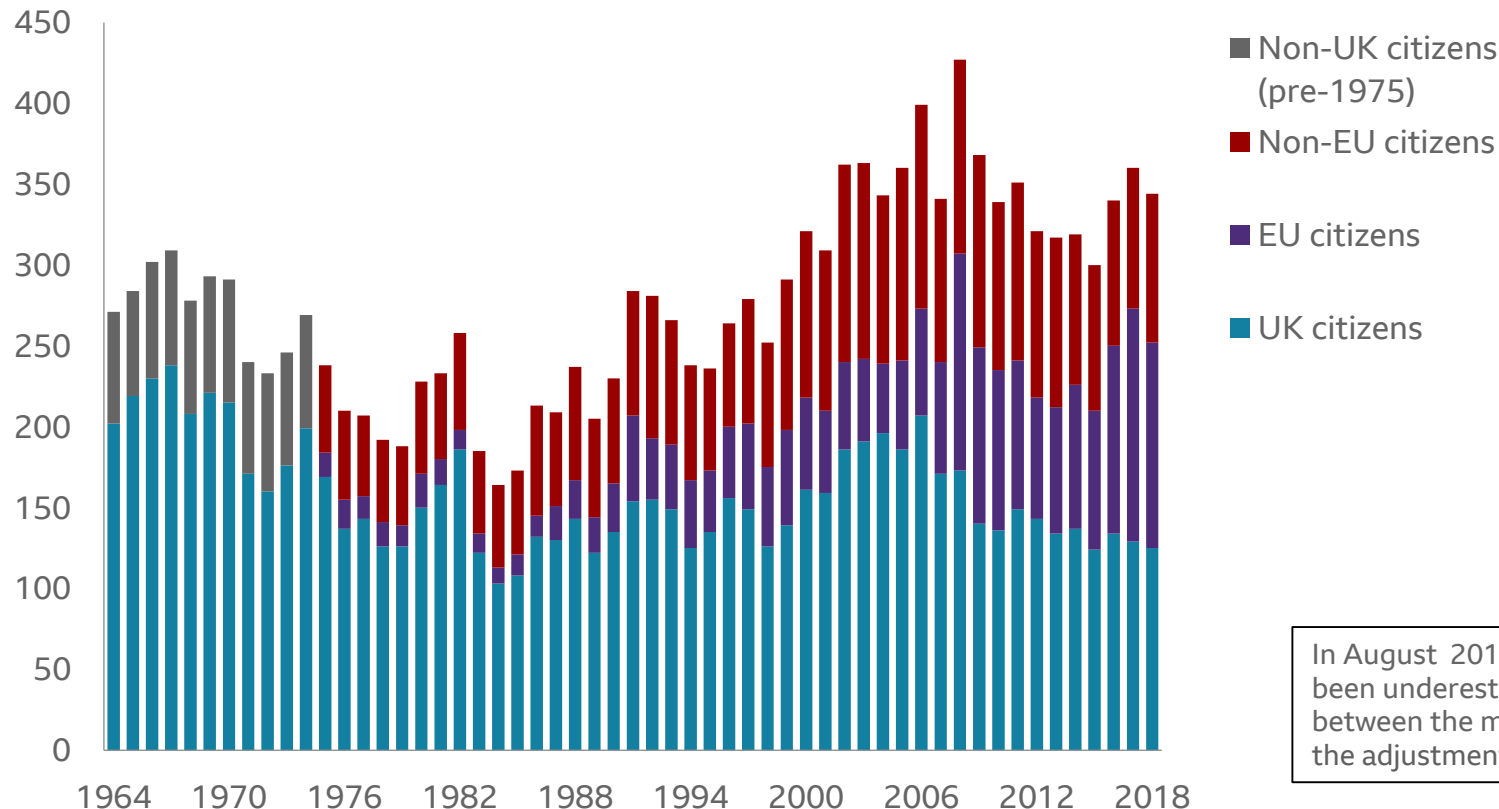


Tina Brown
Journalist

- Editor of Vanity Fair magazine between 1984 and 1992
- Founder of US popular news and opinion website, The Daily Beast
- Born in Berkshire and now based in New York City

Since 2008 most emigration from the UK has been by non-UK citizens

Emigration from the UK (in thousands) 1964 - 2018



[ONS: Long-term international migration \(November 2019\)](#)

Immigrants returning home

Non-UK citizens migrating from the UK include

- students who were studying in the UK returning to their country of origin
- workers returning to their home countries after being in the UK for more than a year

In August 2019, the Office for National Statistics (ONS) admitted it had been underestimating flows of EU migrants and overestimating others, between the mid-2000s and 2016. The graph is based on figures before the adjustments, which are explained in more detail in the ONS source link

People with European immigrant backgrounds have long had an impact on life in Britain



Benjamin Disraeli

- Leader of the Conservative Party twice served as prime minister (1868) (1874-1880)
- Born to Italian Jewish parents



Fiona Shaw

- Bafta and Olivier Award-winning stage and screen actor
- Born in Cobh, Ireland, she moved to the UK to attend Rada



Professor Sir André Geim

- Won 2010 Nobel Prize for Physics, for discovering 21st century wonder material, graphene
- Born in Russia in 1958 to German parents and holds British-Dutch citizenship

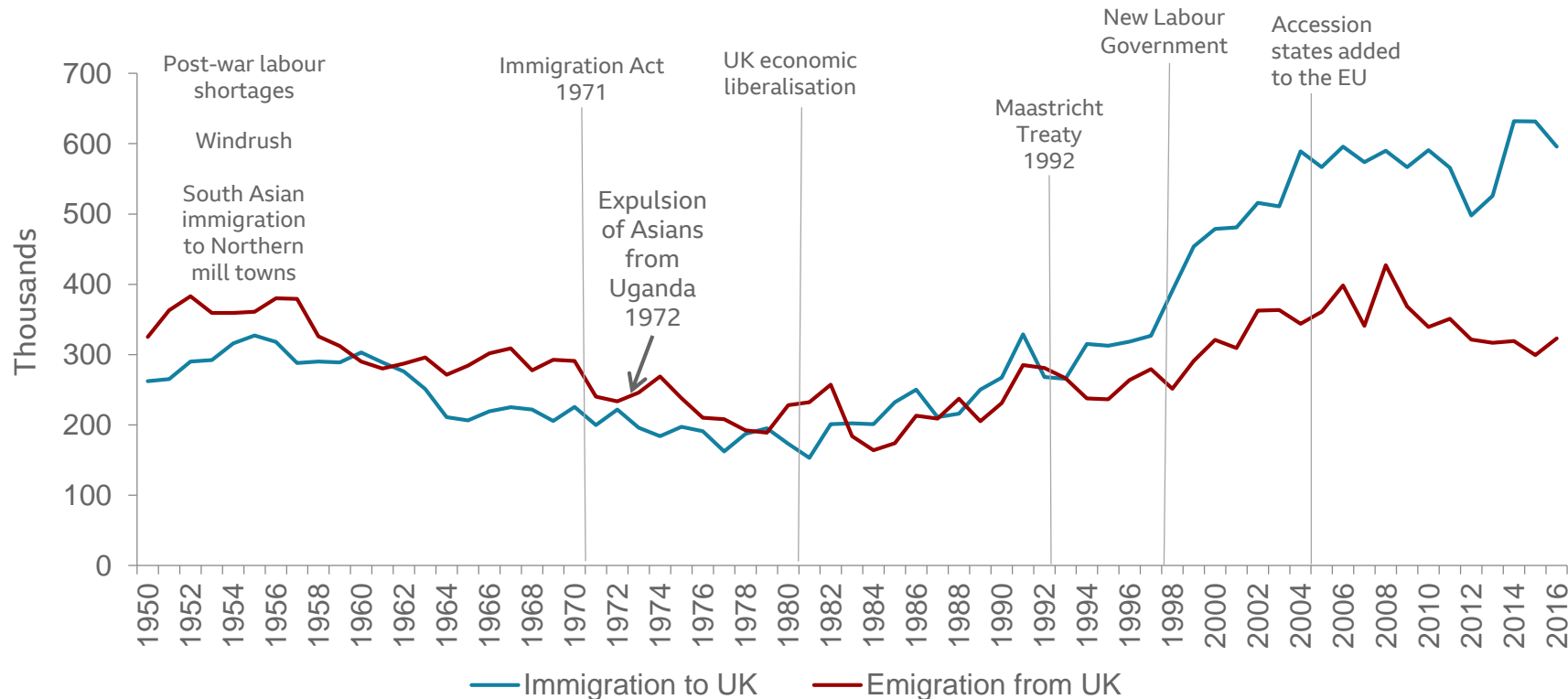


Armando Iannucci

- Award-winning comedy writer, director and producer
- Born in Glasgow in 1963 to an Italian father and Scottish mother, who was first-generation Italian

UK immigration since 1950 has been influenced by specific events and policies

UK political or economic events and migration timeline – 1950- 2016



Immigration levels are affected directly or indirectly by

- national policies encouraging immigration, such as the moves to attract workers to fill labour shortages after World War Two
- wider policy shifts, such as the Maastricht Treaty expanding EU integration and allowing accession countries, like Poland and the Czech Republic, into the EU -which paved the way for further free movement
- political events overseas, such as the expulsion of Asians from Uganda by the then President Idi Amin

[Bank of England: A millennium of macroeconomic data \(2018\)](#)

Post-war labour shortages prompted waves of Commonwealth immigration to the UK

The Windrush generation

- The Windrush generation were originally migrant workers who arrived from the Caribbean between 1948 and 1971
- They were named after HMT Empire Windrush, the troopship which brought around 800 Caribbean passengers - mainly Jamaican immigrants - to Tilbury, in Essex, on 21 June 1948
- The term is now also used to refer to Commonwealth citizens who came before immigration controls in 1973

Labour shortages

- After World War Two, some national and regional institutions actively recruited from the Commonwealth
- The newly formed NHS hired Commonwealth workers, including 18,000 doctors from the Indian subcontinent
- By 1971, 31% of doctors in the NHS were qualified or born overseas
- London Transport recruited more than 4,000 men and women from Barbados for positions including bus conductors, station staff and ticket inspectors



Most Windrush passengers – who joined the vessel in Trinidad, Tampico and Bermuda as well as Jamaica – were men with a wide range of skills and included RAF airmen returning from leave and veterans rejoining the service

The first people to arrive on HMT Empire Windrush helped reshape post-war British society

Alford Gardner



- Alford was 22 when he boarded the troopship in Kingston, Jamaica, with his brother
- He first came to the UK as a young RAF recruit days before D-Day in 1944, as his father had done in World War One
- Unlike most other arrivals in Tilbury Docks, he went north to Leeds
- He stayed there for the next seven decades – raising eight children, founding the Caribbean Cricket Club and helping to build tanks and tractors

[The Windrush Foundation](#)
[BBC News: Windrush: who exactly was on board? \(June 2019\)](#)

John Richards



- John came to post-war England as a 22-year-old carpenter
- He worked for British Rail in London for most of his career
- He bought a house in north-west London, played cricket at weekends, while regularly attending his local West Indian club
- Reflecting on his life-changing journey 50 years later, John told the BBC: “**They** tell you it is the mother country, you're all welcome, you [are] all British. When you come here you realise you're a foreigner, and that's all there is to it.”

In the late 1950s Asian immigrants came to fill labour shortages in English mill towns

- In 1959 public money was injected into the UK textile industry to respond to growing competition from Hong Kong and Japan
- Suddenly gaps needed filling, especially for low-skilled and poorly paid roles, which were advertised in India and Pakistan
- The textile mills of Bradford, Oldham, Blackburn, Dewsbury, Burnley and Huddersfield began filling with Pakistanis mainly from rural Kashmir and the western Punjab
- Asian immigrants were also working in high-skilled roles - for example, as doctors
- The UK now hosts the largest Pakistani community in Europe. In the 2011 census, the British Pakistani population exceeded £1.17 million



A Pakistani immigrant working at a cotton mill in England in 1975

The British Dream, Goodhart (2014)
Young British and Muslim, Lewis (2007)

[BBC Local: Voices: our untold stories \(September 2014\)](#)

Rising non-white immigration prompted opposition in the 1950s and 60s

1958: Notting Hill riots

- Tension erupted in summer 1958 in Notting Hill, London, when white men attacked a white woman married to a Caribbean man
- Rioting, mainly by white people, continued every night throughout late August and early September
- Mobs broke shop windows and fought with police trying to restore order
- Hundreds of people, most of them white, were arrested
- It was some of the worst race rioting the UK had ever experienced

1968: Enoch Powell

- On 20 April 1968, the Conservative MP Enoch Powell delivered one of the most divisive speeches ever made by a British politician, denouncing the flow of Commonwealth immigration
- Referring to tensions allegedly generated by the presence of non-white immigrants, he said: “As I look ahead, I am filled with foreboding: like the Roman, I seem to see the River Tiber foaming with much blood.”
- The rhetoric was career-defining and Powell was sacked from the shadow cabinet
- London dockers and meat packers marched publicly in support of him



Conservative MP Enoch Powell in 1976

Government policy was tightened in response to the opposition to post-war immigration

Date	Event	Consequences
1948	Nationality Act	Conferred on colonial subjects <ul style="list-style-type: none"> • the same citizenship status as citizens of the UK • free movement within the Empire
1962	Commonwealth Immigration Act	Sought to reduce immigration by <ul style="list-style-type: none"> • removing the automatic right of Commonwealth citizens to live and work in the UK
1971	Immigration Act	Further curbed immigration by <ul style="list-style-type: none"> • ending a work-permit scheme for Commonwealth citizens • putting them on the same legal footing as other foreign nationals

Despite these legislative changes, immigration to the UK continued to rise over the longer term

Uganda's political crisis in the early 1970s prompted a wave of Ugandan Asians to seek asylum

The Ugandan Asian crisis

- In 1972, Ugandan President Idi Amin ordered 73,000 Asians to leave the country within 90 days
- UK Prime Minister Edward Heath declared that the country had a moral responsibility to take in those Ugandan Asians with British passports - some 50,000 people
- About 30,000 took up the offer and migrated to the UK for protection
- They joined other East African immigrants (for example from Kenya) who had already begun moving to the UK in the late 1960s
- It is estimated that between the early 1960s and mid-1970s, between 150,000 and 200,000 East African Asians moved to the UK

Leicester and the Ugandan Asians

- In 1972, Leicester's Labour-run city council placed an advertisement in a Ugandan newspaper, discouraging Ugandan Asians from moving to the city
- Leicester now has one of the most ethnically diverse populations in the UK: nearly 40% are Asian

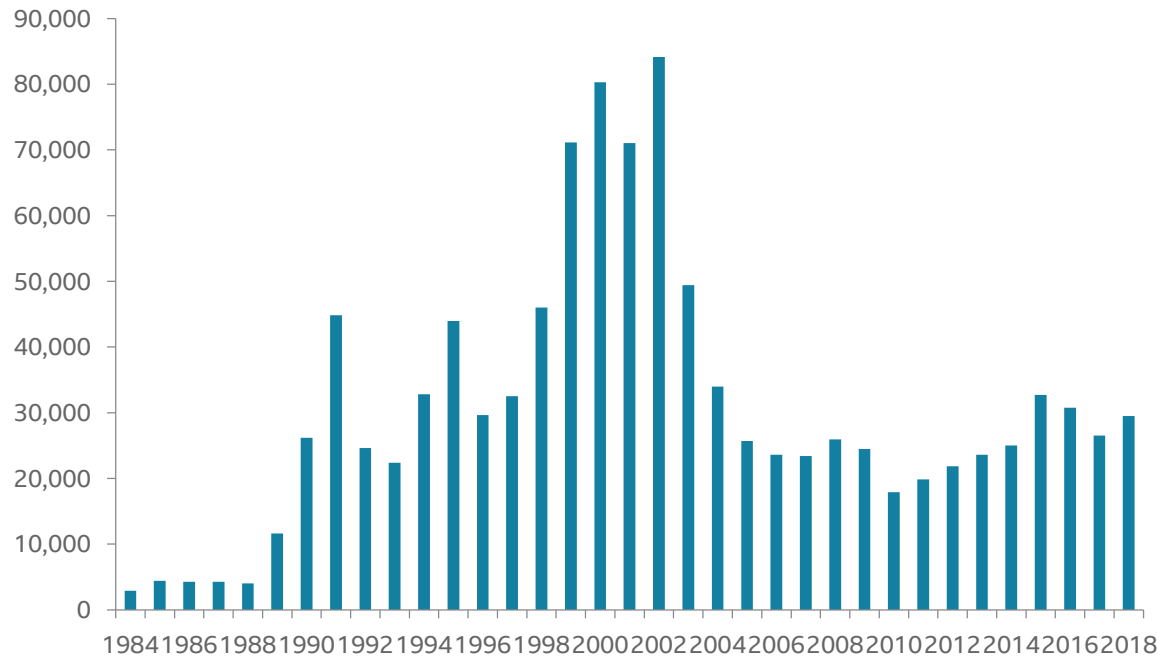


In 2012 Leicester City Council accepted this 1972 advertisement telling Ugandan Asians "not to come" was a mistake

[Leicester City Council: Diversity and migration \(December 2012\)](#)
[BBC News: Ugandan Asians: life 40 years on \(August 2012\)](#)
[IZA \(Institute for Labor Economics\): Tracking the progress of the East African Asians \(June 2018\)](#)

Migrants seeking asylum from conflict have increased levels of non-EU immigration since the 1990s

Total annual main asylum applications to the UK (excluding dependants)



Asylum seekers in the UK

- In 2018, Iran, Iraq, Eritrea, Pakistan and Albania were the top countries for asylum seekers. Spikes in the numbers between the 1990s and 2002 were caused mainly by people fleeing conflict in the Balkans, Afghanistan and Somalia
- Since 2004, the number has kept below 40,000 a year and has not returned to pre-2003 levels
- The UK receives fewer asylum applications than many other EU nations. In 2018, Germany received 184,180 applications, France 120,425, and the UK 37,730
- Campaign group Migration Watch UK says the system is beset with backlogs and delays
- Between 2010 and 2018, more than half of the 180,000 asylum and other humanitarian protection decisions succeeded initially or on appeal; the Migration Observatory says the share of those decided in six months fell from 73% in the last quarter of 2012 to 25% in 2018

[Home Office: Immigration statistics \(November 2019\)](#)
[Eurostat: Asylum and first time asylum applicants by citizenship \(October 2019\)](#)
[Migration Observatory: Asylum and resettled refugees \(November 2019\)](#)

The UK has resettled more refugees from outside Europe than other EU nations

Resettled refugees in the UK

- People too afraid of persecution, harm or exploitation to remain in their own country are granted refugee status and, if they qualify, are allowed to stay for five years and then apply to settle in the UK
- Refugees brought to the UK by the government can be resettled through four programmes offering a safe place and the chance to rebuild their lives
- As of September 2019, the UK had resettled 19,964 vulnerable adults and children and was aiming for around 23,000 by 2020
- Community-sponsored refugees receive housing and integration support from a local community or faith groups for up to two years, on top of the social and financial rights of other refugees. The first of these families arrived in July 2016
- The Mandate Scheme, launched in 1995, is for UN-recognised refugees with a close family member in the UK willing to accommodate them
- Two-thirds of refugees resettled in the UK are Syrian nationals, analysis shows. A new programme, which in 2020 replaces the Vulnerable Person Resettlement Scheme, the Vulnerable Children Resettlement Scheme and the Gateway Protection Programme, will aim to help thousands more people fleeing worldwide conflict and persecution make a fresh start



Syrian refugee families arrive at their new homes on the Isle of Bute

[Full Fact: Two UK schemes have resettled 11,000 Syrian refugees \(February 2018\)](#)

[Home Office: How many people do we grant asylum or protection to? \(November 2019\)](#)

[Migration Observatory: Asylum and resettled refugees \(November 2019\)](#)

Policy toughened against free movement for migrants during the Labour years of 1997 to 2010

Labour's evolving immigration policy

- The 1997-2010 Labour government transformed immigration policy from a system underpinned by restrictions into one that sought to expand labour migration routes and embrace the economic benefits of free movement
- It was mainly in response to a growing economy, the need for more skilled workers, and greater numbers of refugees
- Then in 2004 – as 10 new member states joined the EU – Prime Minister Tony Blair lifted transition controls, allowing a free influx of workers from these countries
- The decision was based on estimates that up to 13,000 people a year would come from these nations – calculations that soon proved wrong; EU10 actual net immigration was roughly four times higher in 2004 and seven times higher by 2007
- Years later, in 2017, Mr Blair said he had not realised how many migrants would come after EU enlargement

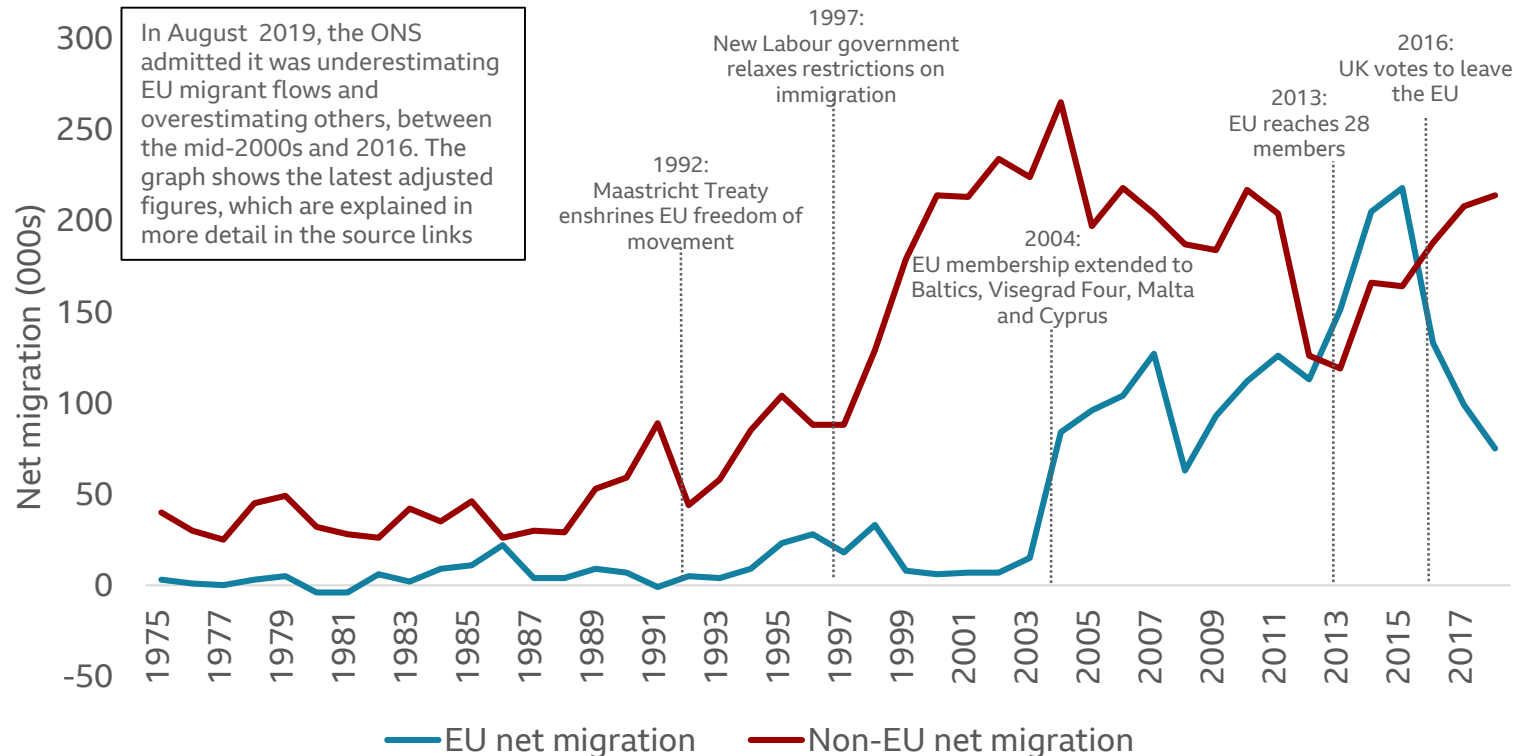
Some tougher legislation which followed

- 2004 Asylum and Immigration Act (criminalising destruction of travel documents)
- 2006 Immigration, Asylum and Nationality Act (five-tier points system for awarding entry visas and a fine for employing immigrants illegally)
- 2007 UK Borders Act (biometric cards for non-EU immigrants, and greater powers to tackle illegal working and deport foreign nationals for specific offences)
- 2009 Borders, Citizenship and Immigration Act (requiring people from outside the European Economic Area to be resident in the UK for eight years before being eligible for naturalisation, and those seeking naturalisation through wedlock to be married for five years first)

[The Conversation: How New Labour made Britain into a migration state \(December 2017\)](#)
[BBC News: Blair accused of migrant muddle \(February 2004\)](#)
[BBC News: UK Immigration Act through the ages \(October 2013\)](#)

From 2004 EU net migration to the UK increased sharply

Net migration to the United Kingdom based on citizenship, 1975-2018



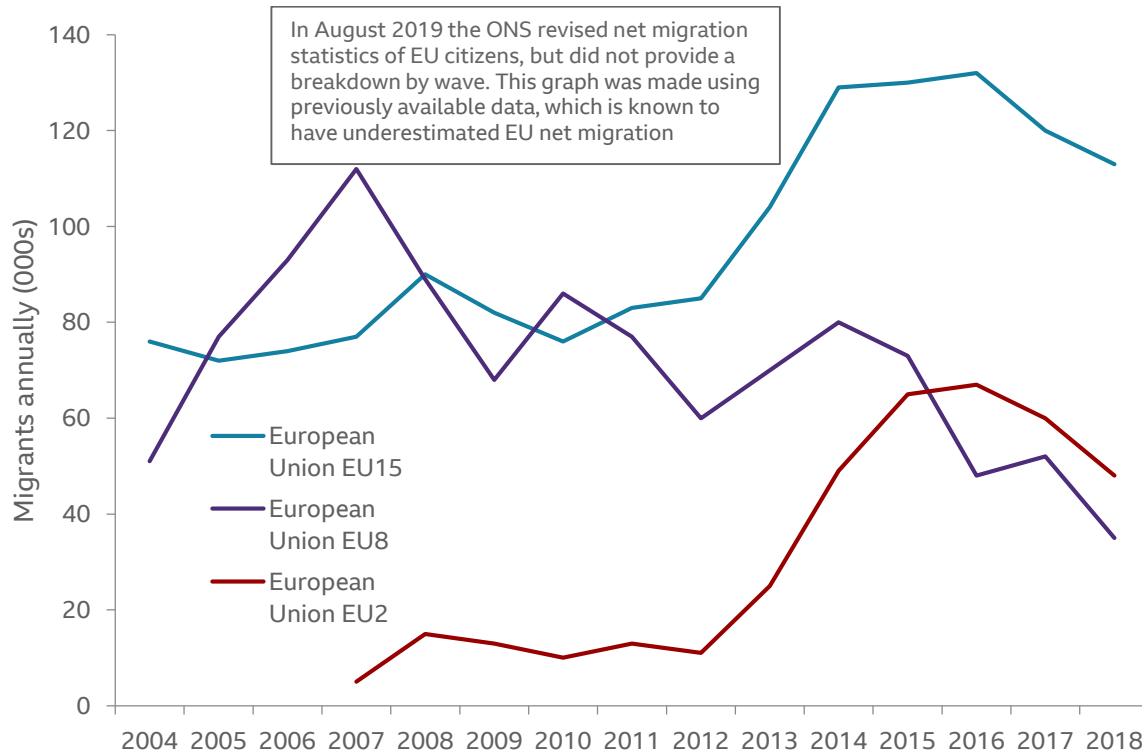
EU and non-EU migration

- Net migration from non-EU countries has been positive since 1975 and increased, except for drops from 2004 to 2013
- In 2004, it reached a high of more than 250,000, and rose steeply after the 2016 EU referendum
- Net migration between the UK and the EU (and its antecedents) remained very low between 1975 and 1994
- It surged between 2004 and 2008, and from 2013
- Since 2016, EU net migration has fallen dramatically and is at its lowest level for many years

[ONS: 50 years of international migration \(December 2016\)](#)
[ONS: Long-term international migrants \(November 2019\)](#)
[ONS: Provisional long-term international migration estimates \(November 2019\)](#)

Between 2004 and 2016 there were three waves of high net migration from the EU

Immigration from the EU 2004-2018



Immigration trends

- The first wave of significant EU migration was from 2004 when eight countries (the EU8 - comprising Latvia, Lithuania, Estonia, Poland, the Czech Republic, Slovakia, Hungary and Slovenia) joined. Malta and Cyprus also joined the EU in 2004
- The second wave was from the original 15 EU member states – especially from Southern Europe – after the 2008 global recession and the eurozone debt crisis
- The third EU migration wave followed the accession of Bulgaria and Romania into the EU in 2012. Migrants entering from these countries were initially restricted in what kind of employment they could undertake. These restrictions were lifted on 1 January 2014

[ONS: Long-term international migrants \(November 2019\)](#)

When eight new countries joined the EU in 2004, more people migrated to the UK than expected

UK response to the 2004 EU enlargement

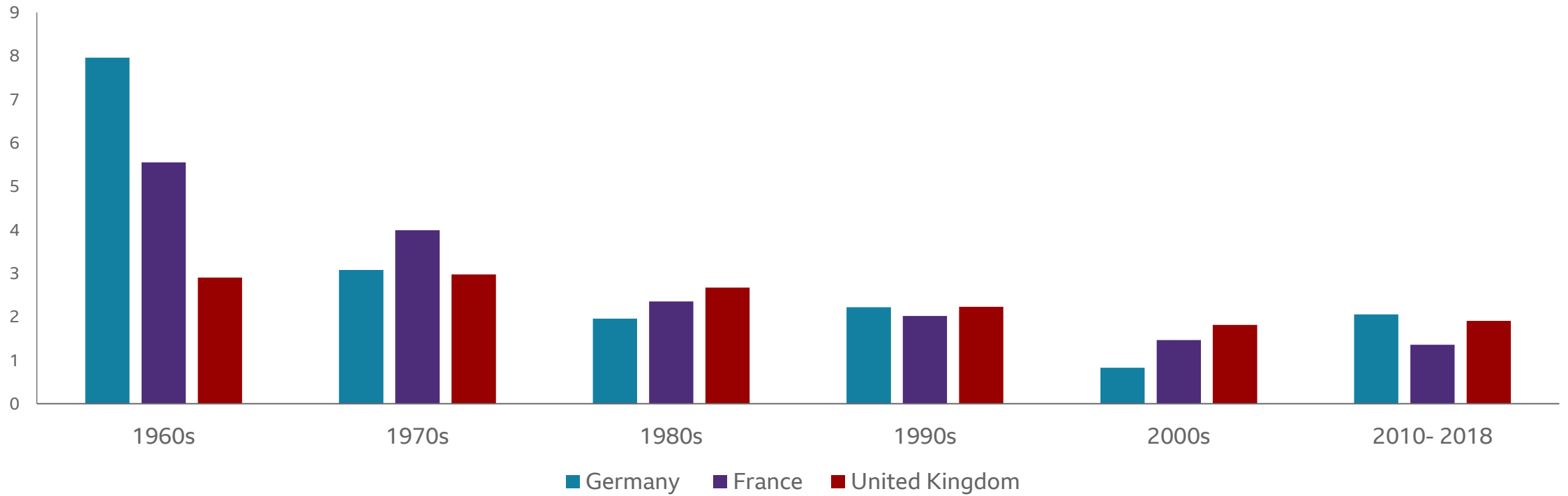
- In 2004, the EU allowed existing member states to impose a temporary seven-year restriction on labour market access for full-time workers from the EU8. Most EU countries imposed these transitional controls for fear of rapid increases in immigration
- Only the UK, Ireland and Sweden allowed full access rights immediately
- A 2003 report commissioned by the Home Office from an independent group of academics estimated that up to 13,000 workers a year would come to the UK if Germany also allowed immediate access (which it did not). They predicted that, even if Germany did not, the numbers would not be “overly large”

Impact of EU enlargement in 2004

- The actual numbers of EU8 citizens migrating to the UK were far larger than predicted:
 - 51,000 in 2004
 - 77,000 in 2005
 - 93,000 in 2006
 - 112,000 in 2007
- The migration was driven by economic opportunity. In May 2004 annual pay in Poland was the equivalent of £4,445 (based on the May 2004 exchange rate) compared with the average annual UK wage of £26,117
- Although annual numbers of new migrants began to decline after 2007, the total EU8 population in the UK rose from 167,000 in 2004 to 1,444,000 in 2017

Migrants have been drawn to the UK partly because of the strength of its economy since the 1980s

Average annual percentage growth rate of the three largest European economies
1950-2015



[World Bank: annual GDP growth](#)

Some EU nationals working in the UK



- Monika, 37, from Ciechanow in Poland, came to the UK in 2005
- Her first jobs were working in a 99p store and as a hotel receptionist
- After part-time study, she got a job as a PA in a financial equities firm
- She has managed to buy a house in Kent
- Monika doubts she will return to Poland
- “I came to London and stayed in this magical city. Amazed by its opportunities”



- Pandelis, 28, and Matina, 23, are from Thessaloniki in Greece
- They arrived in London in early 2019
- Pandelis is a chef in a Mayfair restaurant
- Matina is a receptionist at a central London beauty salon
- Pandelis earns more than double his previous income in Greece



- Clementine, 39, is a French architect from Nantes
- She has been living in London since 2003
- She has been working in a variety of architectural practices
- She and her German boyfriend bought a flat in London
- She intends to stay in the UK: “Once you leave your own country it’s difficult to go back”

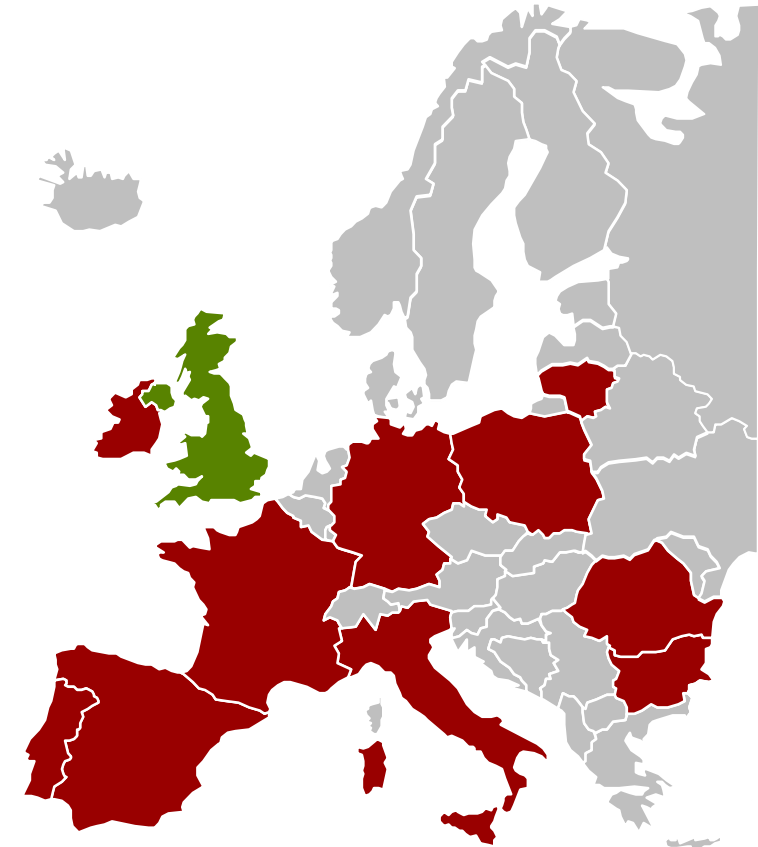


- Anna, 49, is from the Polish capital Warsaw and lives in Burton upon Trent in the West Midlands
- She came to the UK in 2006, working as a packer in a CD factory
- Her husband works in an Argos warehouse
- She now works for a recruitment agency

A significant number of people in the UK were born elsewhere in the EU

Top 10 countries of birth for non British EU-nationals resident in the UK in 2019

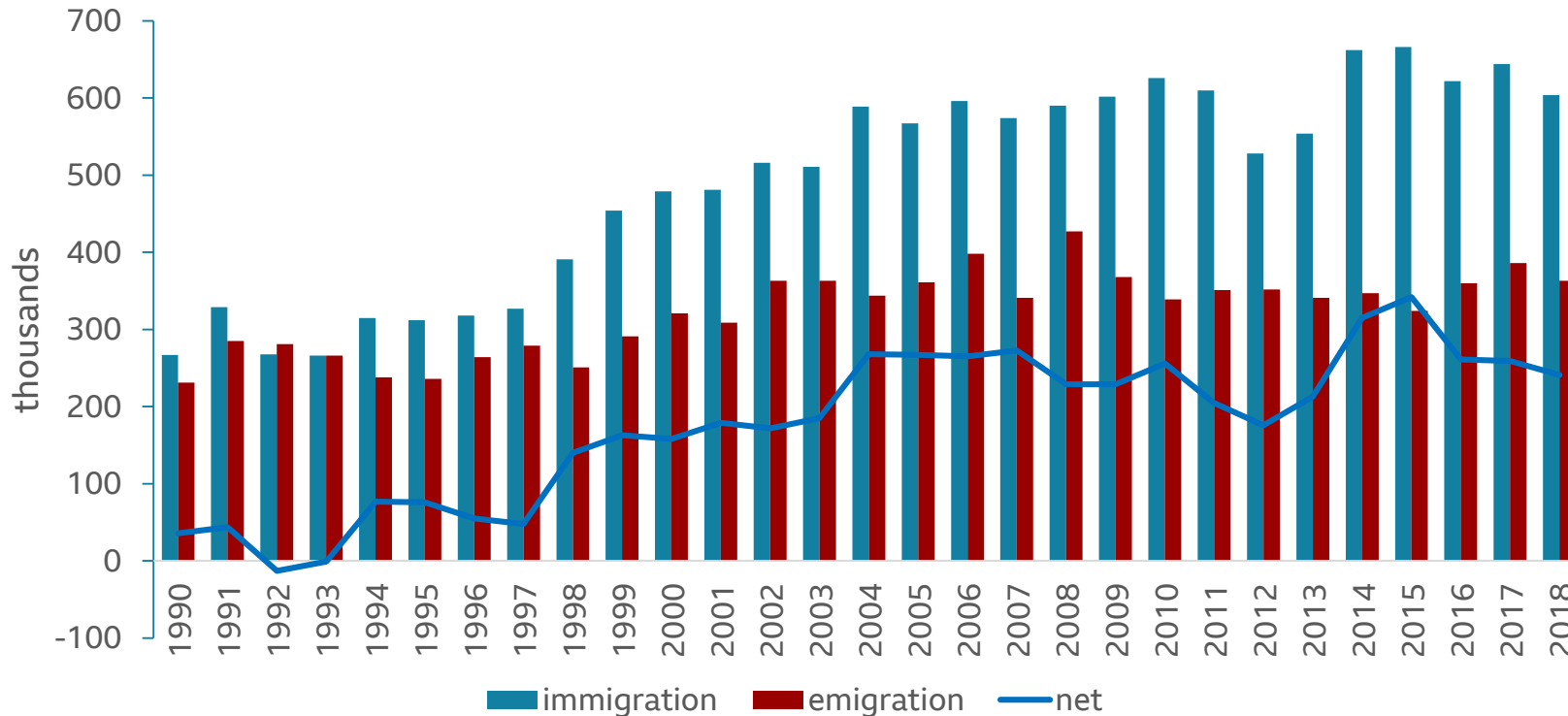
Country of birth	Number living in the UK
Poland	781,000
Romania	409,000
Republic of Ireland	293,000
Italy	211,000
Lithuania	180,000
France	147,000
Portugal	139,000
Spain	123,000
Germany	116,000
Bulgaria	98,000
Total EU	2,977,000



[ONS: Population of the UK by country of birth and nationality \(November 2019\)](#)

Since 1990, 14 million people have arrived in the UK and nine million have left - a net inflow of five million people

UK immigration, emigration, and net migration figures 1990-2018



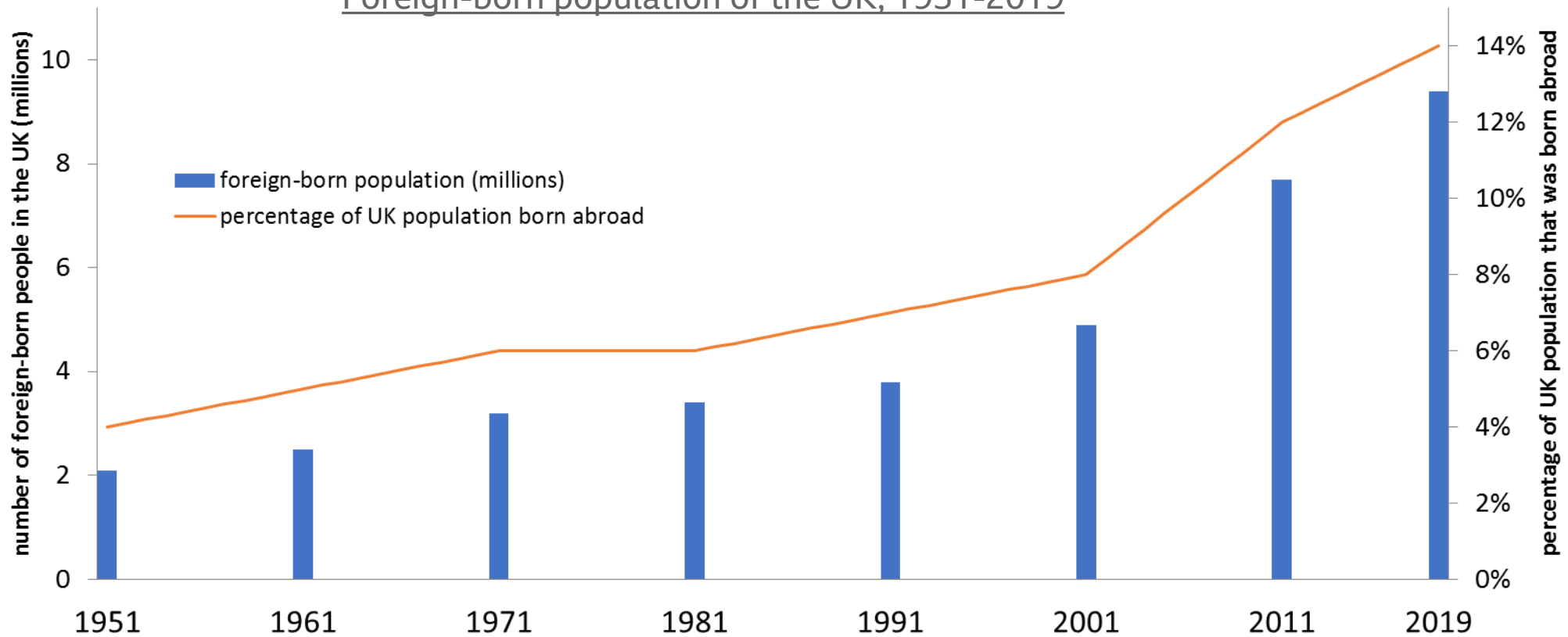
Net migration

- Since 1997 – five years after the UK signed the Maastricht Treaty (which enshrined the free movement of people within the EU) – net migration has not fallen below 48,000 per year
- In 1998, UK net migration exceeded 100,000 for the first time, and has remained in six figures since
- In 2015 net migration peaked at 342,000; it has since fallen and in 2018 was 241,000, estimates show

[ONS: Long-term international migrants \(November 2019\)](#)
[ONS: Provisional long-term international migration estimates \(November 2019\)](#)

The proportion of the UK's population born abroad – mainly in Europe and Asia – now stands at 14%

Foreign-born population of the UK, 1951-2019



[ONS: Population of the UK by country of birth and nationality \(November 2019\)](#)

Immigrants and their descendants are making increasingly high-profile contributions to the British way of life



Sajid Javid

- Chancellor since July 2019
- The first person of Asian origin to hold one of the great offices of state
- Born in Rochdale to Pakistani Muslim parents



Baroness Floella Benjamin OBE

- Actor, broadcaster and Liberal Democrat member of House of Lords
- Her father migrated to England from Trinidad to play jazz saxophone in the 1950s



Nadiya Hussain

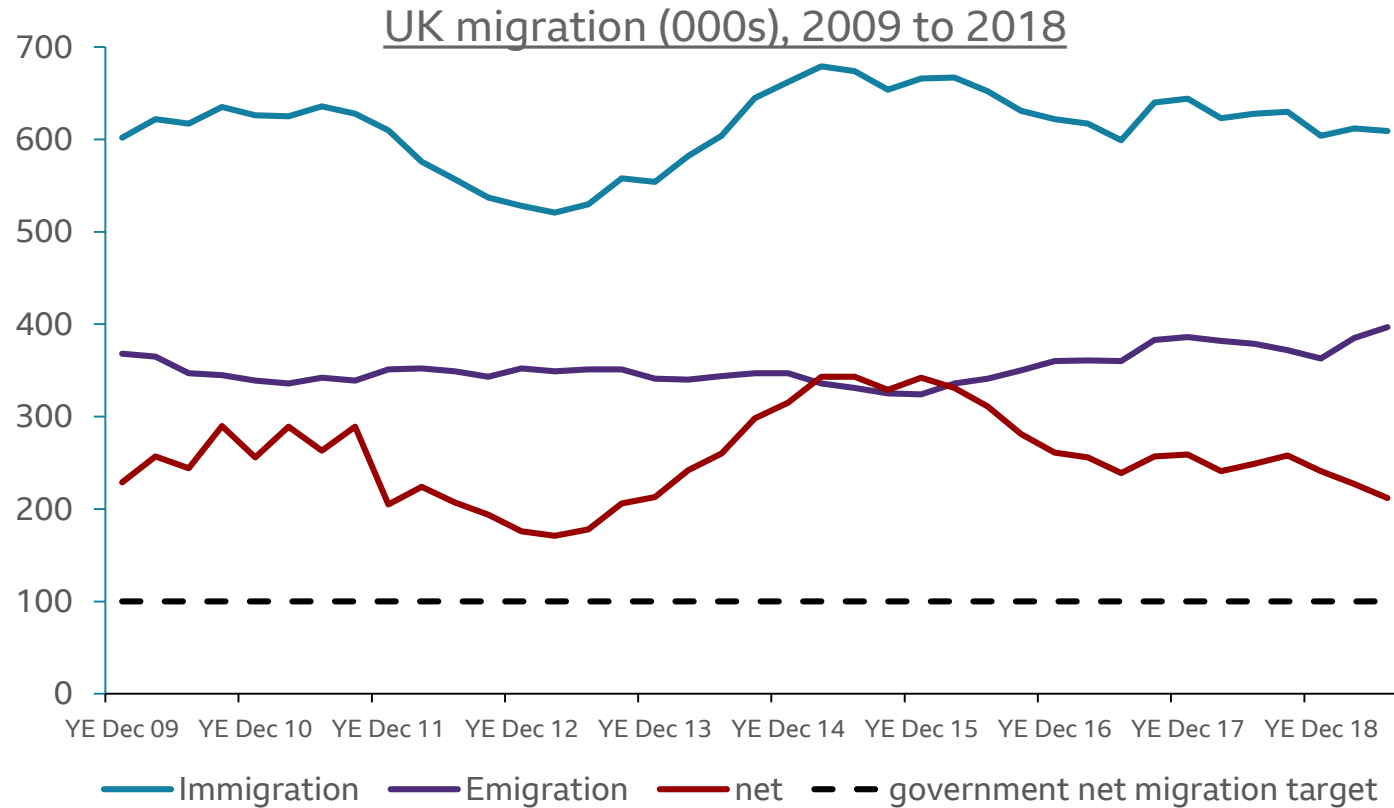
- Winner of the Great British Bake-Off
- Second-generation British Bangladeshi, born in Luton



Sir Mo Farah CBE

- Multiple Olympic gold-medal-winning athlete and marathon runner
- Born in Somalia

UK net migration remains well above previous government targets



Net migration targets

- The Conservative-led coalition government of 2010 introduced a target of reducing net migration to below 100,000, which then Prime Minister David Cameron and Home Secretary Theresa May publicly confirmed
- However, in July 2019 Prime Minister Boris Johnson scrapped this goal
- In the year to June 2019, net migration was 212,000, more than double the government’s target of under 100,000 at that time
- For 2018, net migration from the EU was still positive - at 75,000 (the number by which arrivals exceed departures from the UK), and non-EU net migration was almost three times higher

[ONS: Migration Statistics Quarterly Report \(November 2019\)](#)

The UK cannot control further EU immigration until it leaves the EU

Implications of EU freedom of movement

- In general, EU rules do not allow a country to control overall EU immigration levels and regulate the skills mix or employability of EU migrants
- If a migrant enters the EU and in time acquires citizenship in an EU member state, they have an automatic right to live and to work in the UK if they choose to do so
- EU workers and other foreign-born migrants who have acquired EU citizenship have tended to migrate from poorer southern and eastern European countries to wealthier ones, without the receiving countries being able to control or influence such migrant flows

Deporting EU migrants

- Member states have always been entitled to deport EU migrants not seeking to work or who commit serious crimes
- However, Home Office guidance suggests such crimes must be more “serious” than for non-EU citizens to justify deportation; and if an offender has been a UK resident for more than 10 years, they can be deported only if the nature of their crime makes expulsion “imperative”
- In the year ending June 2017, 5,301 EU citizens were deported from the UK – a 20% rise compared to 2016 (4,424) and a 54% increase since 2015 (3,435). In the year to December 2018, there were 3,797 enforced returns of EU citizens
- Moves by then Prime Minister David Cameron to seek further modification of freedom of movement by reforming EU rules were rejected by the EU in early 2016, although some concessions were granted

[Home Office: How many people are detained or returned? \(August 2017\)](#)

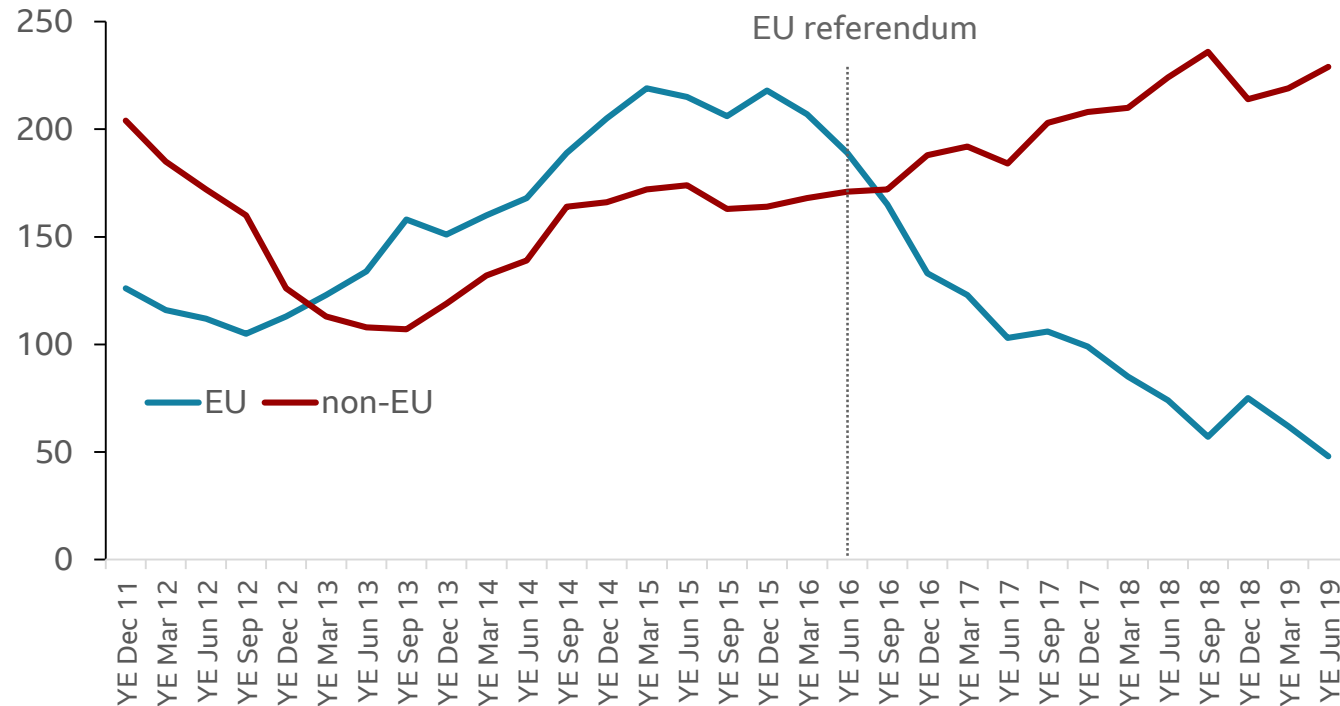
EU citizens are to face the same immigration rules as non-EU arrivals after Brexit

	Proposed government policy
New EU immigrants post-Brexit	<ul style="list-style-type: none"> • New EU arrivals will face the same immigration rules as non-EU citizens when their special status ends after Brexit • Whatever their country of origin, skilled migrants will be prioritised, and the minimum primary salary threshold of £30,000 to apply (up nearly £10,000 from 2011) is under review. Income thresholds for public-sector workers, such as nurses, and for labour market entrants from overseas will be lower • So far there are no plans to cap the number of high-skilled migrants coming to the UK • An enhanced border regime will be imposed, with stricter rules on EU citizens with criminal records than before, and advance visas and biometric recording on arrival for people wanting to work, study or join relatives
EU immigrants already in the UK	<ul style="list-style-type: none"> • The <u>EU Settlement Scheme</u> aims to protect the rights of EU citizens already living in the UK who want to stay on after Brexit • EU nationals and their families who are resident by 31 December 2020 have until the end of June 2021 to apply • Settled status allows them to work, study, access benefits and pensions in the UK, use the NHS, and come and go indefinitely • Meanwhile, on proof of identity they can continue to work and rent property, and their right to claim benefits or access public services will remain unchanged • The reciprocal rights and privileges that Irish citizens share with their British counterparts, allowing them to move freely within each other's jurisdictions, will not change after Brexit. Irish citizens will still be able to travel to the UK to live, study, work, access social welfare benefits and health services, and vote in certain elections

[The Government: The UK's future skills-based economy \(December 2018\)](#)

Immigration from the EU declined sharply after the 2016 Brexit referendum but non-EU immigration continued to rise

UK net migration: Total number of people in thousands,
2011-19



Impact of Brexit on immigration

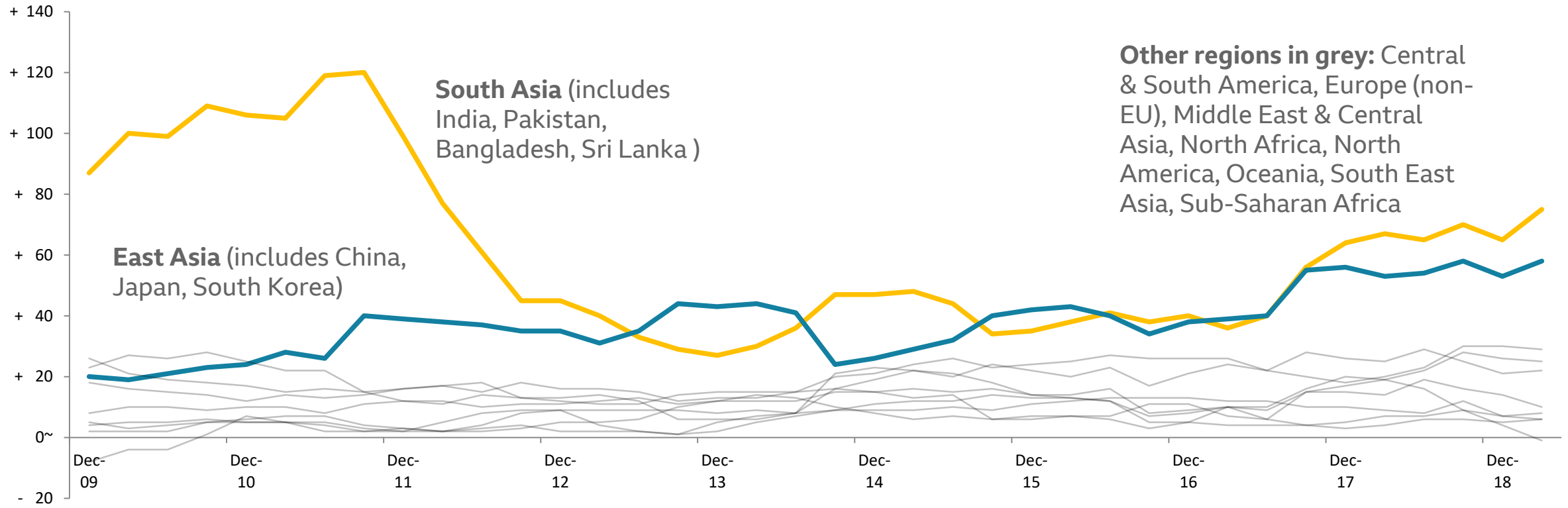
- Despite continued freedom of movement, EU net migration has declined sharply since the Brexit referendum, mainly because of fewer people coming to work. The reasons may be:
 - uncertainty about the status of EU citizens in the UK after Brexit
 - uncertainty about immigration policy after Brexit
 - the falling value of the pound against the euro
 - improving economic prospects in their home countries

In August 2019, the ONS admitted it had been underestimating EU migrant flows and overestimating others, between the mid-2000s and 2016. The graph is based on the latest adjusted figures, which are explained in more detail in the ONS source link

[ONS: Migration Statistics Quarterly Report \(November 2019\)](#)

Immigrants from South and East Asia form the largest number of non-EU migrants

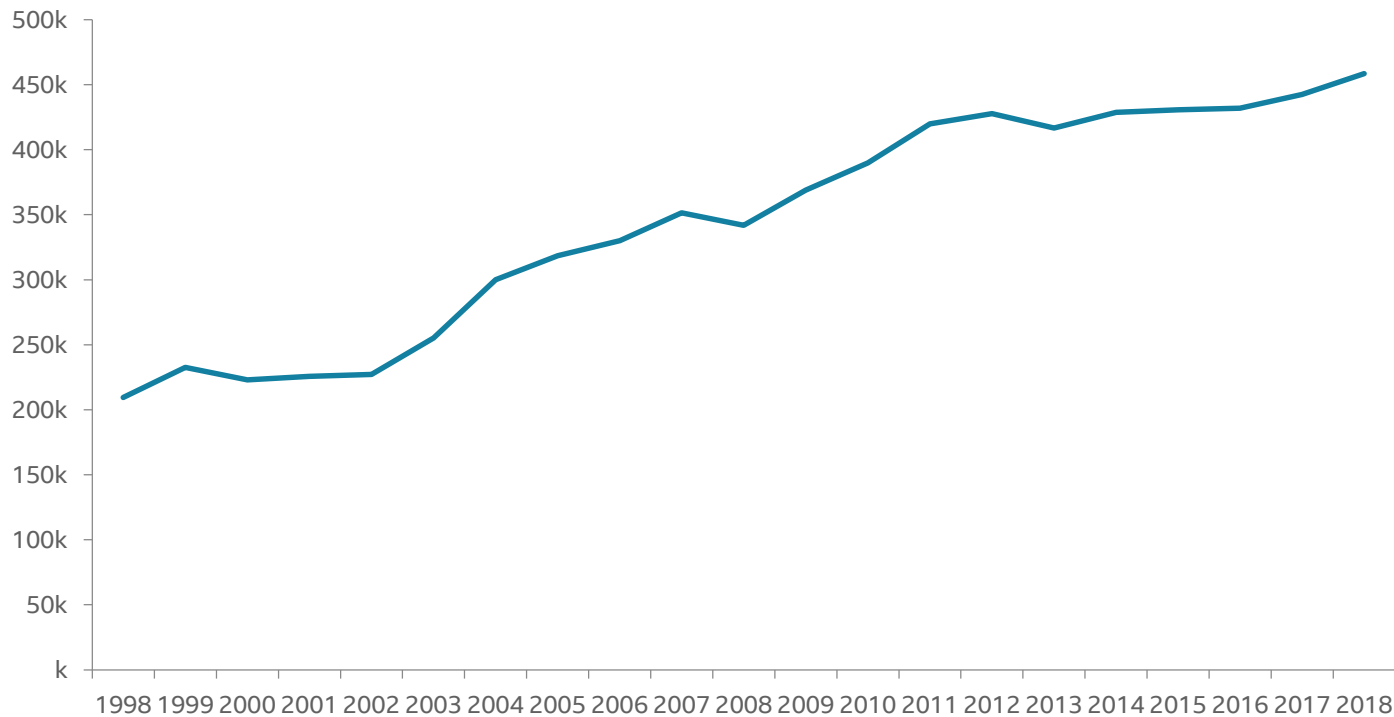
Net migration from non-EU countries by region 2009-2018 (000s)



[ONS: Provisional long-term international migration estimates \(September 2019\)](#)

Growth in overseas student numbers, mainly from outside the EU, has contributed to the recent rise in non-EU migration

Total number of international students in higher education in the UK (thousands)



Foreign students in the UK

- More than 10% of the world’s international students are in the UK
- Foreign students coming to study for one year or more are included in the UK’s migration figures
- The number of international students in higher education in the UK has more than doubled in the last 20 years, though the rate of increase has flattened since 2012
- There were around 440,000 foreign students in the UK in 2016-17, almost a third from China
- Universities have been actively seeking international students who pay higher fees

[HESA: Where students come from and go to study \(January 2019\)](#)

Several hundred thousand illegal immigrants are estimated to be living in the UK

Illegal (or irregular) immigrants

- An illegal migrant is someone who
 - enters the country illegally (eg by being smuggled in a lorry)
 - arrives legally to seek asylum but stays after their claim is rejected
 - stays after their visa expires
 - is a child of an illegal immigrant
- The number of irregular migrants in the UK is not known, as accurate data gathering is impossible. But various estimates have put the figure at between 400,000 and more than one million

The different routes to the UK

- A major route for illegal immigration is across the Channel from France. Taking ferries from Bilbao, on Spain's north coast, has become popular too
- Migrants wanting to travel illegally to the UK have camped near Calais since 1990
- They often pay people smugglers and hide on boats, trains, or other vehicles
- Since 2018 people have also tried to cross the Channel in motorised dinghies
- Questions have been raised about why people risk their lives to reach the UK, after the bodies of 39 Vietnamese migrants were discovered in a lorry container in Grays, Essex, on 23 October 2019



Migrants in Calais boarding a lorry bound for the UK in June 2015

[Greater London Authority: Economic impact on the London and UK economy \(May 2009\)](#)

[Migration Watch: An amnesty for illegal migrants? \(July 2019\)](#)

[Migration Observatory: Pew Research Centre estimates on the irregular migrant population \(November 2019\)](#)

Rules for bringing in family members

Family dependants

- Family migration rules primarily apply to spouses and children, whether of British nationals or dependants of immigrants coming for work
- To bring in a spouse from outside the European Economic Area (EEA), the British sponsor must earn at least £18,600 - and more if bringing in children
- A partner may apply for permanent settlement after five years' residence in the UK
- Adult or elderly relatives are admitted only under very limited circumstances - for example, demonstrating that they require long-term personal care that can be provided only in the UK by their sponsor (and not abroad by someone else), without using public funds
- Non-EU long-term family migration to the UK stood at 49,000, or 17% of all non-EU immigration, in 2017



Some key immigration rules for people arriving in the UK

Workers

- Most non-EU workers require a suitable job offer to work in the UK and a visa sponsored by a UK-based employer. Most of them must demonstrate a skill and language proficiency
- There are no visas specifically for casual or low-skilled employment but a limited number for 18-30-year-olds, and for seasonal workers, are available
- Employers must check their workers have the right to work under their immigration status or potentially face large fines or possibly prison
- Companies employing migrants are levied a fee for doing so – a charge rising to £2,000 a year by 2022

Students

- Students need an offer of a place at a bona fide institution
- They must prove they can support themselves financially, and must pay a healthcare surcharge

Asylum seekers

- Asylum seekers must convince the authorities they are unable to live safely in their own country and they fear persecution if they return

Temporary visitors

- Nationals from some countries are able to enter the UK and stay for up to six months without a visa but they are not permitted to do paid or unpaid work

Successive governments have taken tougher action on illegal immigration

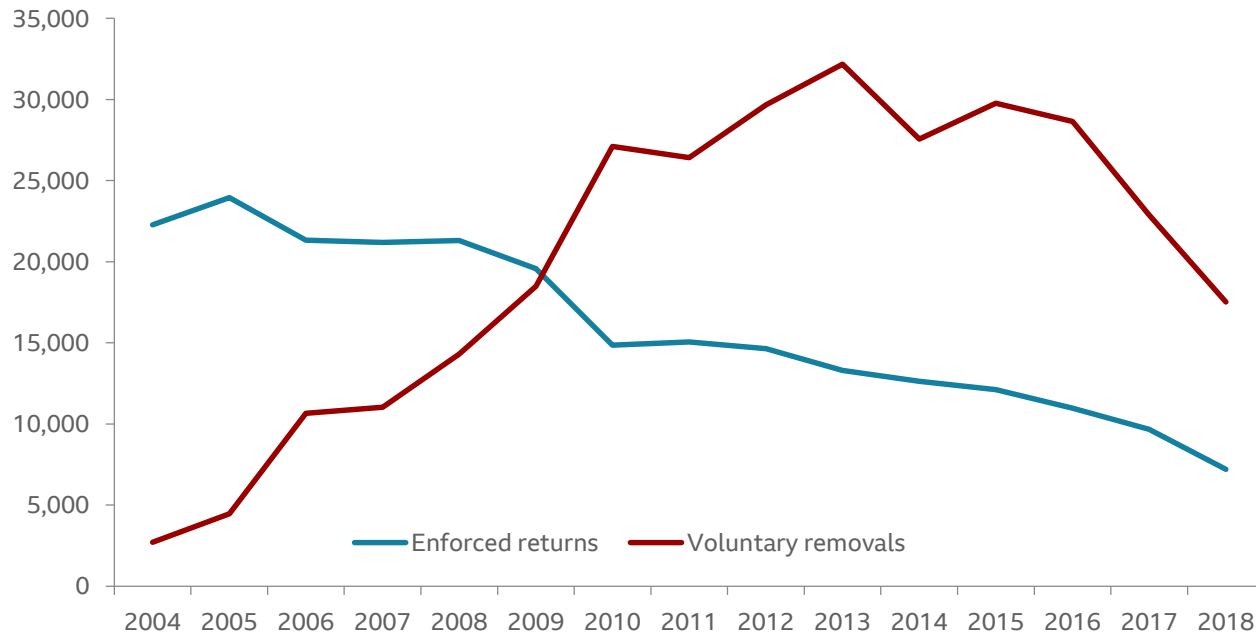
Tougher rules and the 'hostile environment' for illegal immigrants since 2007

- Labour Home Secretary John Reid began a clampdown on illegal immigrants in 2007, after criticism that too few foreign offenders were being deported. New measures included greater powers for border authorities, compulsory ID cards for foreigners applying to settle in the UK, and a government agency “watch list”. In 2012, Theresa May said she would create a “really hostile environment” for illegal immigrants. The Home Office paid for vans to drive around London with adverts urging people in the UK illegally to “go home or face arrest” and introduced legislation to deny access to public services
- Indeed, the 2014 Act has spread the burden of policing illegal immigration beyond government. It requires
 - **private landlords** to check the immigration status of their tenants, under a rule known as “right to rent”
 - **the NHS** to carry out checks to identify and charge patients not eligible for free medical care for their treatment
 - **the Driver and Vehicle Licensing Agency (DVLA)** can revoke a driving licence where the holder is not a lawful UK resident
 - **banks and building societies** to check the immigration status of customers
 - **employers** to check their workers' immigration status
- The government has also tried to clamp down on people who illegally overstay after their visas expire by reintroducing exit checks at border control points to monitor who has actually left the UK

[Explanatory notes to the 2014 Immigration Act](#)

The UK has struggled to enforce its policy on illegal immigration

Deportations



Forced removals

- The numbers of forced removals and voluntary departures have been declining
- Forced removals, which happen when your papers are not in order, decreased by 25% to 7,200 in the year ending December 2018
- As of March 2017, there were more than 88,000 people whose visas had expired and for whom there was no record of departure, although many of those will actually have left
- Citizens of mainly high-income countries are allowed to stay in the UK for six months without a visa. There was also no record of departure for 513,088 of these visitors
- The Border Force, responsible for frontline immigration control, reduced staff numbers by 7% to just over 7,700 in 2017-18

[Personnel Today: UK Border Force staff to face staff shortages \(October 2018\)](#)
[BBC News: Illegal immigration: has the 'hostile environment' worked? \(April 2018\)](#)
[Independent Chief Inspector of Borders and Immigration: An inspection of exit checks \(March 2018\)](#)
[Home Office: Immigration statistics \(November 2019\)](#)

A scandal erupted in 2018 when some members of the original Windrush generation were treated as illegal immigrants

The Windrush scandal

- Commonwealth immigrants were given indefinite leave to remain in 1972
- The government kept no record of who was granted this permission to stay, nor gave them any paperwork
- Many members of the Windrush generation had arrived as children on their parents' passports and did not have to apply for British passports of their own
- In 2009 the government destroyed the landing cards of anyone who arrived from the Commonwealth between the 1950s and 1970s, making it more difficult to prove their right to be in the UK

Actions against the Windrush generation

- From 2013 onwards, some of the Windrush generation were wrongfully detained. The historic review identified 164 cases of interest, of which 112 detentions were from 2002 to 2017
 - threatened with deportation
 - denied access to benefits
 - refused NHS medical care
 - evicted from their houses
 - deported from the UK (around 80 cases)
- The scandal contributed to the resignation of Amber Rudd as Home Secretary and prompted public debate about the “hostile environment” policy towards suspected illegal immigrants

Detention centres for immigrants have attracted controversy

UK detention centres

- The UK has one of the highest number of detention centres in Europe, holding between 2,000 and 3,500 immigrants at a time
- These centres hold some people whose asylum applications have not yet been processed, or have been rejected; illegal migrants and migrants scheduled for deportation
- The majority of detainees are held for less than a month, but some are held for a year or more
- Detainment is an administrative, not criminal, process, but the perimeter security and design of some detention centres are similar to medium-security prisons
- In 2017, 23,272 men and 4,059 women were detained
- There have been protests against conditions in some of Britain's detention centres, with pickets at the Home Office and some detainees going on hunger strike

[Migration Observatory: Immigration detention in the UK \(May 2019\)](#)
[Varsity: Aderonke Apata on Yarl's Wood \(May 2017\)](#)

Aderonke Apata

- Aderonke Apata arrived from Nigeria in 2004
- She sought asylum on the grounds of her sexuality – as a lesbian she faced persecution and had been sentenced to death by a Sharia court
- Her request was refused several times after a judge ruled she was pretending to be a lesbian as a way into the country
- She was granted refugee status in 2017, after a 13-year process
- She has described Yarl's Wood, Bedfordshire, where she was detained for more than a year, as a “concentration camp”
- Yarl's Wood has been the focus of many public protests



Aderonke Apata



BBC Briefing - Immigration

Summary

UK Immigration: History and Trends

Britain has been forged over millennia in the crucible of invasion and immigration, but until recent times, the UK's primary experience was of emigration.

After World War Two, however, immigration was encouraged and accelerated, as rules of entry were relaxed, free movement within the EU brought large numbers from Eastern Europe, foreign student numbers grew, and global conflict drove an increase in asylum seekers.

As a result, 14% of the UK's population is now foreign-born, and of those, up to four million are EU citizens.

Despite attempts by the UK government to limit non-EU immigration since 2010, and the UK's vote in 2016 to leave the EU, annual net migration continues to be well in excess of government targets.





BBC Briefing - Immigration

Part 2/9

Public Perception about Immigration

What does the British public think about immigration?

Do we believe it is good or bad for our country, for our economy, for our public services?

How did our views on immigration affect the result of the 2016 EU referendum?



B B C Briefing - Immigration

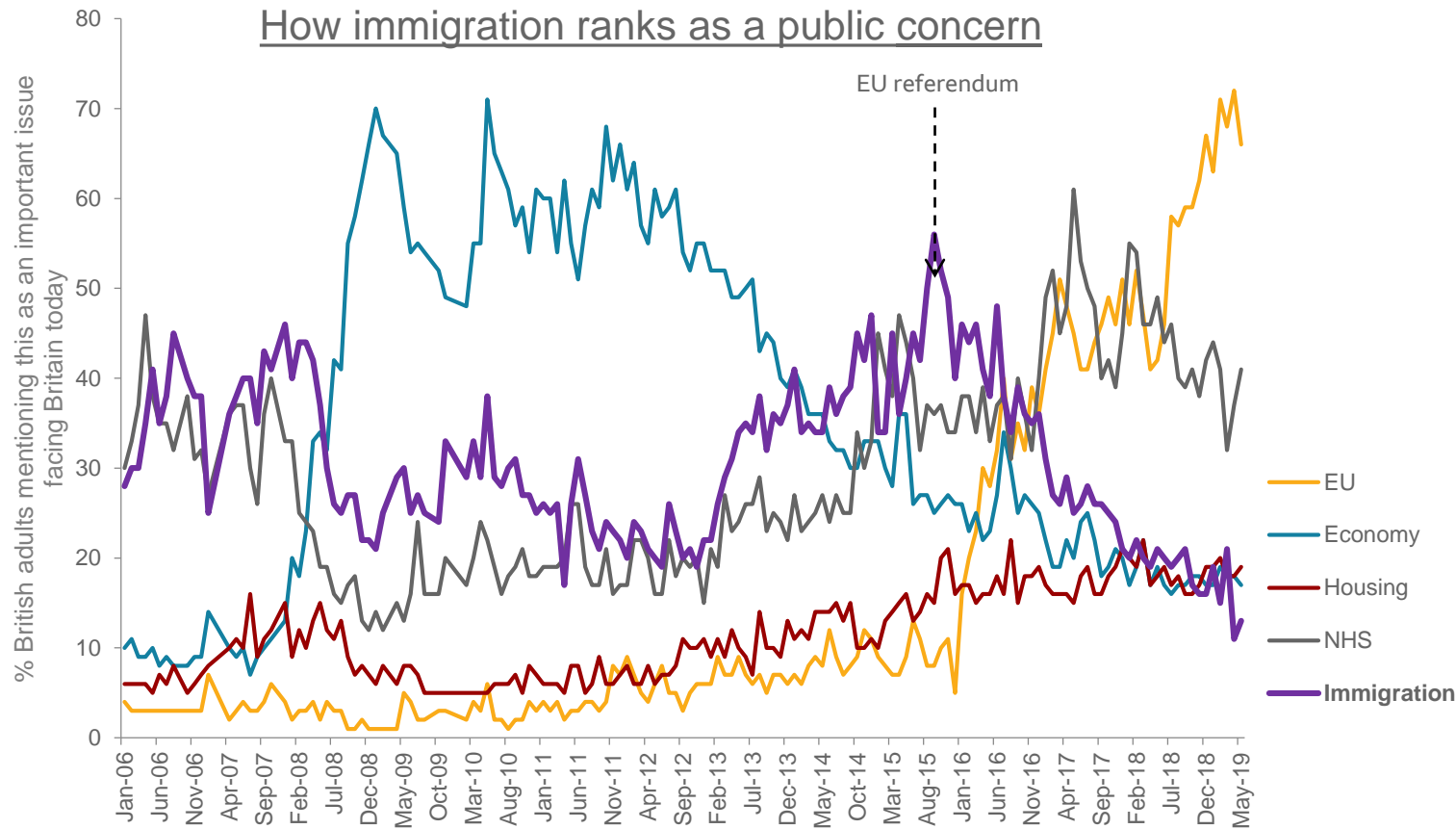
”People are really rather afraid that this country might be rather swamped by people with a different culture and... if there is any fear that it might be swamped people are going to react and be rather hostile to those coming in...”

Margaret Thatcher
Leader of the Conservative Opposition

27 January 1978

(In 1978 net migration was -5000)

Public concern about immigration peaked in September 2015



The rise and fall of immigration

- Concern about immigration rose to a peak in September 2015, in the midst of Europe’s migration crisis, during which refugees from the Syrian civil war were arriving in Europe
- Since the 2016 referendum, concern about immigration has been declining, as worries about the EU and NHS have risen
- The BBC’s home editor, Mark Easton, suggests three factors for the decline:
 - The Brexit vote may have led some to assume the immigration issue has been addressed
 - The Brexit debate may have focused minds on the social, practical and economic trade-offs involved in cutting migrant numbers
 - The Eastern European migrants who arrived in the UK from 2004 onwards may have become more integrated into the UK

[Ipsos MORI: Issues Index \(August 2019\)](#)

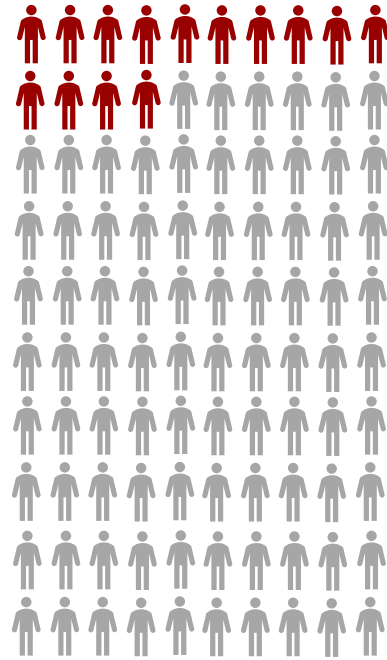
People think there are more immigrants in the country than there actually are

How many immigrants people think there are in the UK



24 out of every 100

How many immigrants there actually are in the UK



14 out of every 100

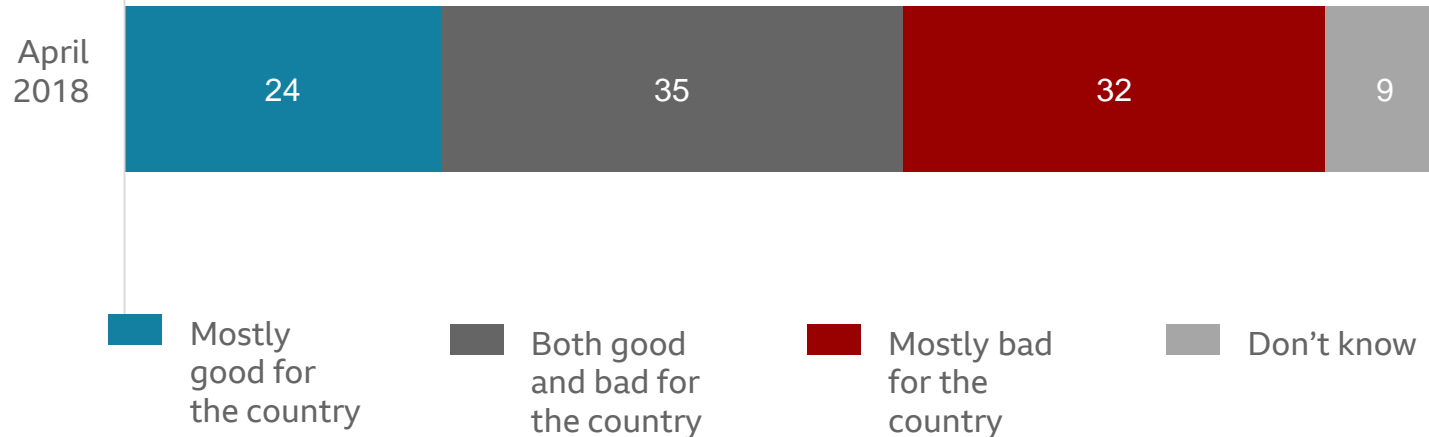
Public misperceptions about migrant numbers

- According to a 2018 survey, the average guess was that immigrants make up 24% of the population, when in fact the figure is 14%
- This phenomenon occurs in most countries: people in Brazil think 30% of the population are immigrants, when it is only 0.4%
- Respondents in the UK also overestimate the number of Muslims there are. The average guess is that 17% of the UK population are Muslim, when in fact it was 4% in the 2011 Census

A third of people in the UK think the level of immigration has been mostly bad for the country

British opinion on immigration (2018)

On balance, do you think the level of immigration into Britain over the last 10 years has been good or bad for the country? %



Little change in attitudes

- According to Oxford’s Migration Observatory, respondents have been suggesting that immigration levels are too high since the British Election Study started recording opinion on this issue in 1964
- Within these averages:
 - the young are more accepting than the old
 - Londoners are more accepting than people living in Wales, the Midlands or the North of England

[YouGov: Where the public stands on immigration \(April 2018\)](#)

Extreme opposition and violent reaction to immigration are not new

Nottingham Race Riot (1958)

- Rioting occurred between white “Teddy Boys” and black men in the St Ann’s area. The Notting Hill race riots in London erupted a week later

National Front (1966)

- A coalition of small far-right groups formed the National Front in the late 1960s to try to forge a united alliance against immigration. The party, whose electoral support grew through the 1970s, called for the repatriation - compulsory removal - of non-white immigrants

English Defence League (2009)

- The English Defence League (EDL) began in 2009 as a football hooligan movement protesting against Islamist extremists in Luton. The idea spread nationwide and it staged a series of huge marches before the organisation fell apart. One founding member, Stephen Yaxley-Lennon, who uses the name Tommy Robinson, left, saying he could no longer control the EDL, but he continued its campaigning aims under his own name

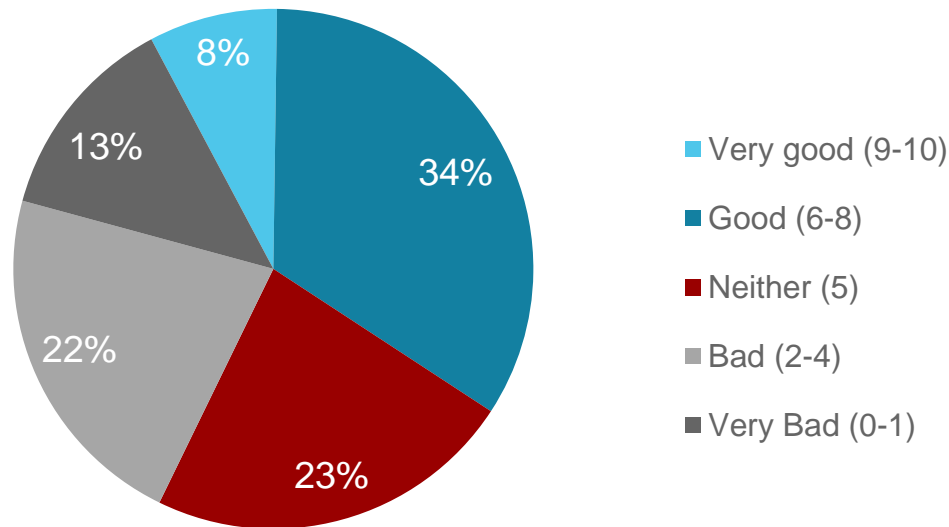
National Action (2013)

- The neo-Nazi group National Action, which emerged in 2013, was banned under terrorism legislation three years later after it applauded the murder of MP Jo Cox. Later, a key member of the outlawed network was jailed for planning to kill another MP

More Britons think immigration is good, not bad, for the economy, but that it places a strain on public services

Economic impact of immigration

On a scale of 0 to 10, where 0 is extremely bad and 10 is extremely good, would you say it is generally bad or good for Britain's economy that migrants come to Britain from other countries?



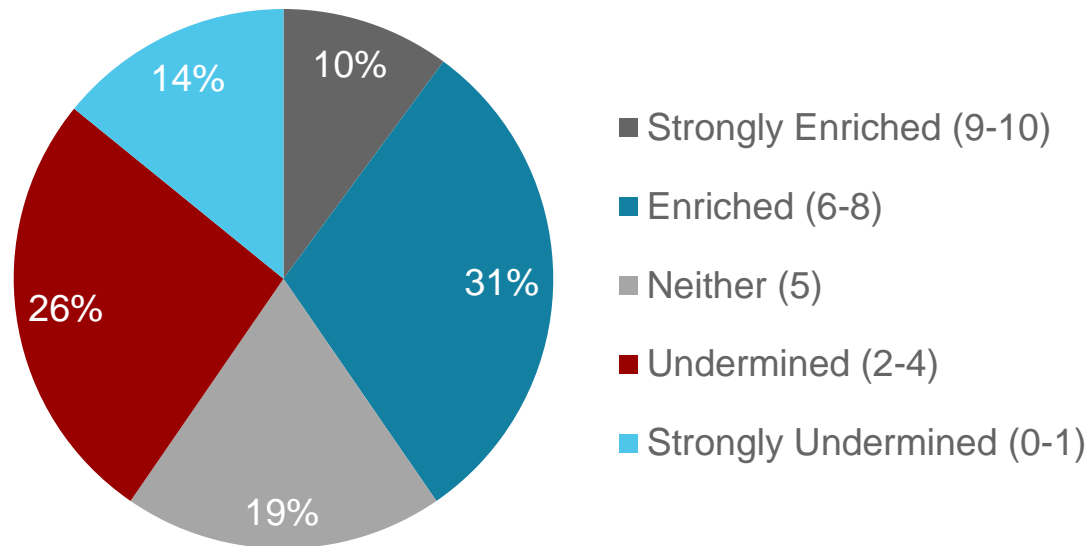
Public concerns on economic cost

- The 2014 British Social Attitudes survey showed that 42% of people think that immigration is good or very good for the economy
- 61% of those with no qualifications view the economic impact of immigration as negative, compared with just 22% of those with degrees
- 71% of the public think that immigration increases pressure on schools
- 63% think it increases pressure on the NHS

The UK is evenly divided on the cultural impact of immigration

Cultural impact of immigration

On a scale of 0 to 10, would you say that Britain's cultural life is generally undermined or enriched by migrants coming to live here from other countries?

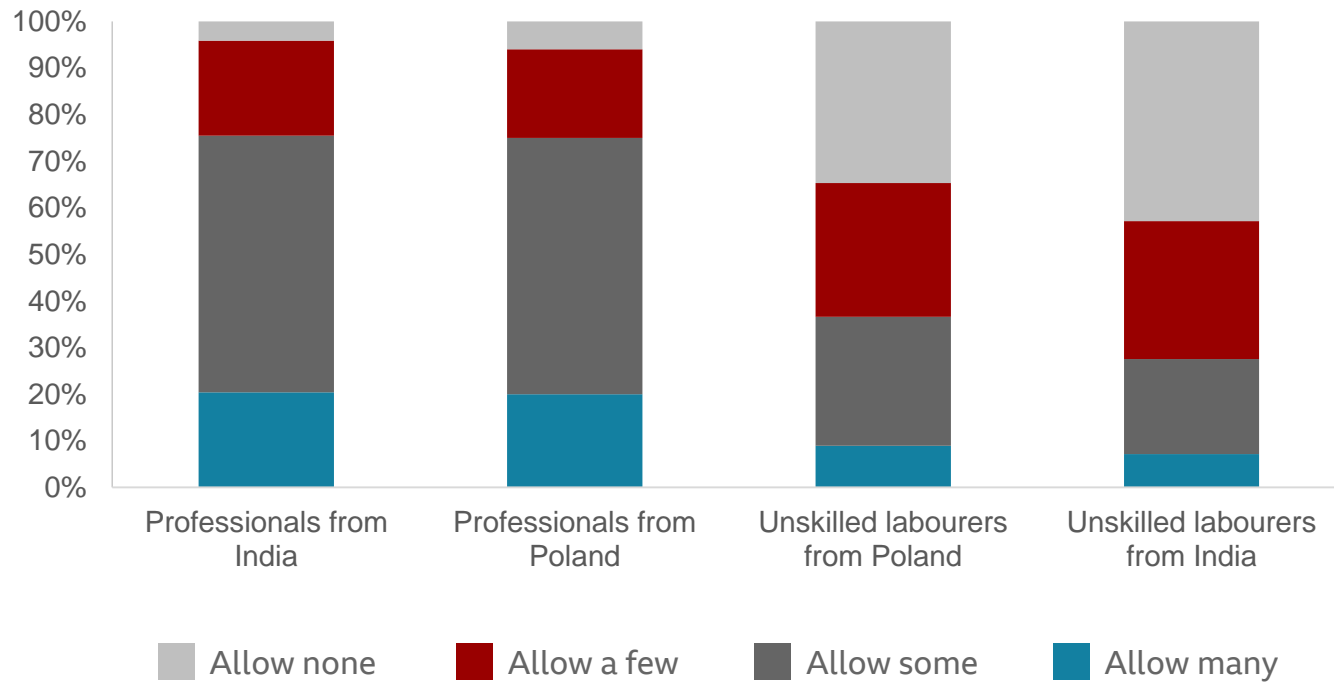


How opinion is divided on cultural impact

- A 2015 British Social Attitudes survey showed 41% of the people surveyed thought that immigrants had a positive cultural impact on Britain while 40% thought the impact was negative
- Respondents with a degree were three times more likely to think that immigrants enriched cultural life than respondents who left school before GCSEs/O-levels

British people say immigrants' skills matter more than their country of origin

Attitudes to skill levels of immigrants



The skills hierarchy

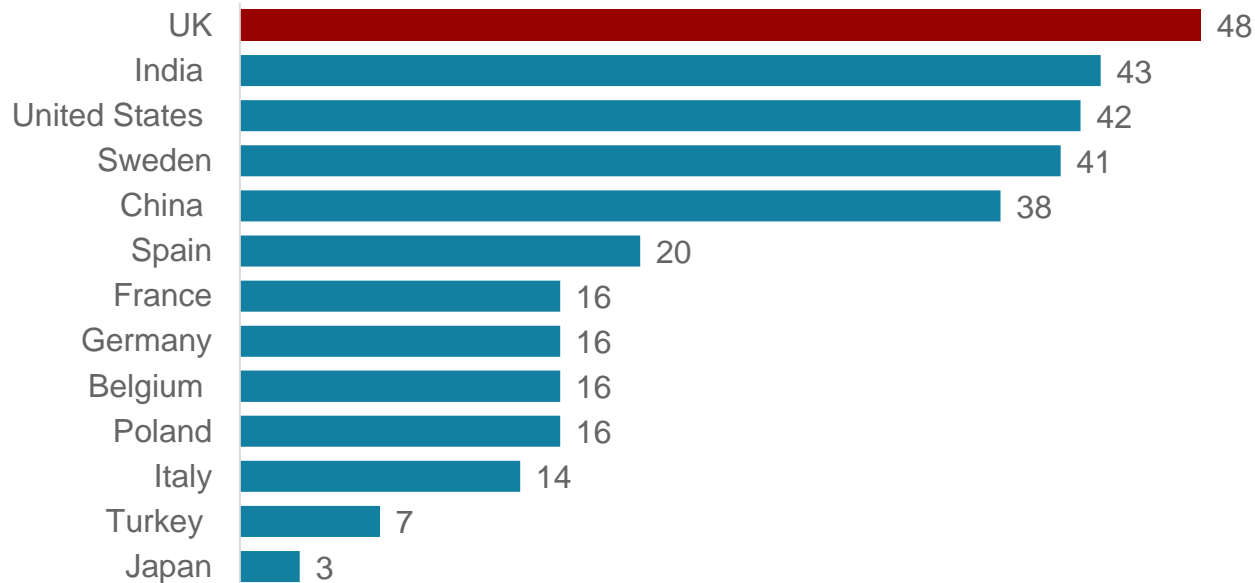
- Skills of migrants matter more to people in the UK than their skin colour or religion, a study by the Migration Observatory in 2018 suggests. It is based on an earlier European survey, indicating opposition is low when migrants are professionals, and high when they are unskilled
- The data also shows British people do not distinguish by country of origin for professional immigrants, with only 5% in favour of allowing no professionals from India and 6% for Poland
- The study concludes that when it comes to feelings about whether immigration makes the country a better place to live, the UK is more positive than other countries

[Migration Observatory: UK public opinion toward immigration \(June 2018\)](#)
[Heath and Richards: How do Europeans differ in their attitudes to immigration? \(January 2019\)](#)

The British are more positive than other nationalities towards immigrants

Pro-immigrant attitudes worldwide, 2019

“Would you say that immigration has generally had a positive or negative impact on your country?” % Yes



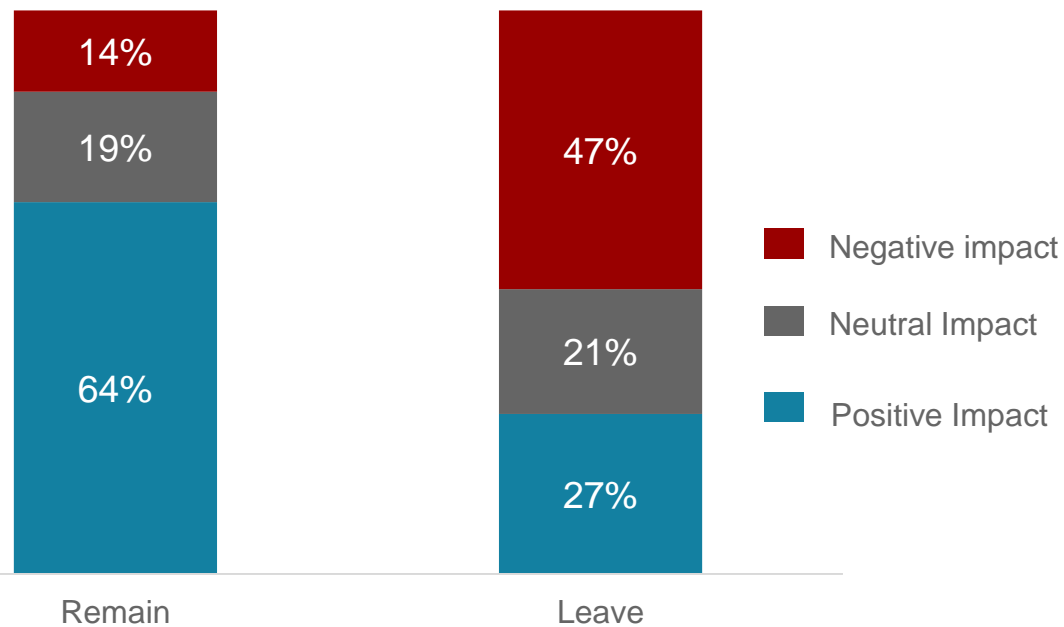
Attitudes to immigration over time

- The UK’s attitude has changed dramatically over the last decade, with only 19% giving a positive response to the same question in 2011
- Italy has consistently been the EU country with the lowest proportion of positive responses. In July 2015 only 5% said immigration had a positive impact on their country
- Other EU countries also have significantly higher levels of anti-immigrant sentiment than the UK. More than 50% of those surveyed in France, Germany and Italy said immigration had a negative effect on their country, compared with just 26% of respondents from the UK

Immigration was a key factor in the 2016 EU referendum

Attitudes of Remain and Leave voters to immigration

“Has migration had a positive or negative impact on Britain?”



Voter Attitudes in the 2016 EU referendum

- Leave voters were less positive about immigration than voters for Remain
- Based on the British Election Study of more than 33,000 respondents, Prof Jane Green, of Manchester University, concluded: *“The perceived economic costs of leaving the EU were not large in contrast to the perceived ‘benefits’ of reducing immigration. 31% of our BES respondents thought the general economic situation would get worse... [but] 54%... thought immigration would get lower”*
- Prof Sir John Curtice, of Strathclyde University, concluded: *“Evidently [immigration] was an issue that potentially at least could have attracted a substantial body of voters towards voting Leave”*

[YouGov: How Britain voted at the EU referendum \(June 2016\)](#)
[John Curtice: The economics of Brexit in the voters’ eyes \(November 2016\)](#)
[Jane Green: What explains the failure of ‘Project Fear’? \(July 2016\)](#)



BBC Briefing - Immigration

Summary

There has always been some hostility towards immigration in the UK, and a significant number of people have said they would like to see current levels controlled or reduced.

Public Perception

There are divisions over its cultural impact. More people think immigration is good for the economy, but that it places a strain on public services, and some people surveyed feel it has more costs than benefits. But immigrants with skills, particularly professionals, are valued, as are those who speak English and are committed to the British way of life.

Immigration was a key driver of the Leave vote in the referendum, researchers found.

Whatever the level of opposition, the British in general are more tolerant of immigration than most other countries.



NO
PARKING
→

NO
PARKING
←



BBC Briefing - Immigration

Part 3/9

The Global Context

From the mid-1980s, migration between countries and continents has risen across the globe.

What has caused this rise? Where have the main flows been from and to?



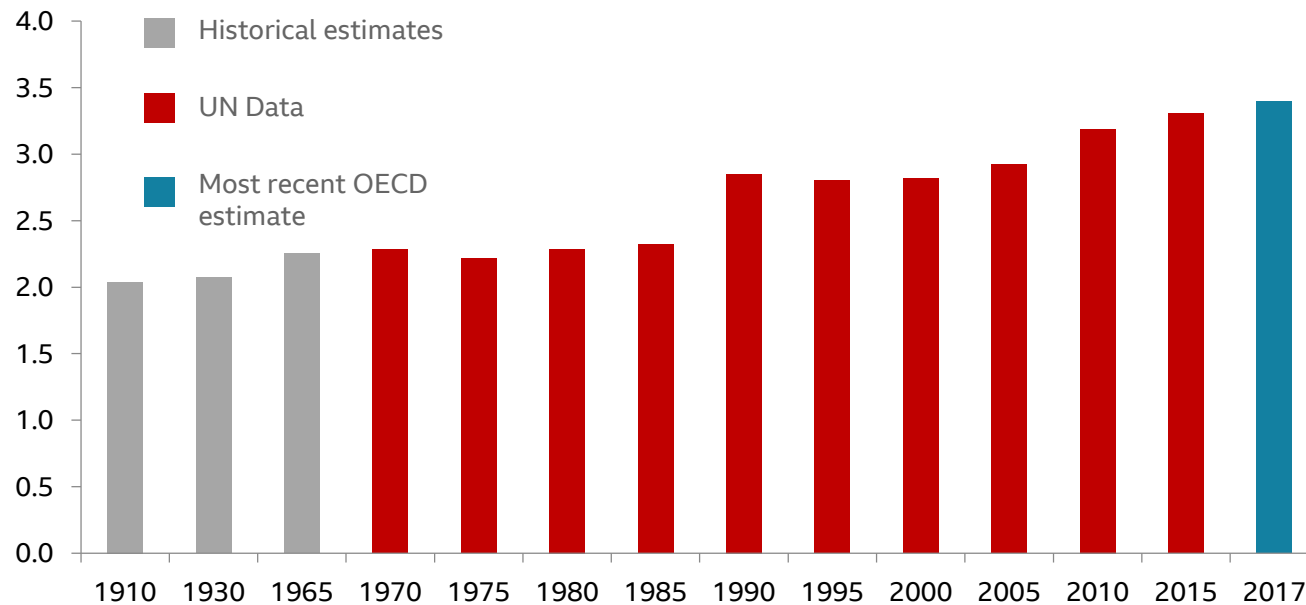
B B C Briefing - Immigration

“Give me your tired, your poor,
Your huddled masses yearning to breathe free,
The wretched refuse of your teeming shore.
Send these, the homeless, tempest-tossed to
me,
I lift my lamp beside the golden door!”

from New Colossus poem (also known as The Statue
of Liberty poem) by Emma Lazarus, 1883

Global migration was fairly stable for most of the 20th century, but has grown since the fall of Communism

Foreign-born people as a percentage of the world population



Impact of Migration

- For most of the 20th century, the proportion of foreign-born people in all countries remained fairly flat. Since the mid-1980s, however, the proportion of foreign-born - though still small overall - has increased significantly
- Today, just over three in every 100 live in a country other than where they were born
- However, some of this increase is due to the break-up of the Soviet Union, Yugoslavia and other former Communist countries in the 1990s, which created new countries. This means that internal movement within the old borders is now recorded as international migration

Foreign-born population (m)	35.7	42.9	75	84.5	90.4	102	113	152	161	173	191	222	244	258
World population (bn)	1.75	2.07	3.33	3.7	4.08	4.46	4.87	5.33	5.75	6.14	6.54	6.96	7.38	7.6

[International Organization for Migration: World Migration Report 2018](#)

A number of factors are accelerating global migration growth

Factors driving migration

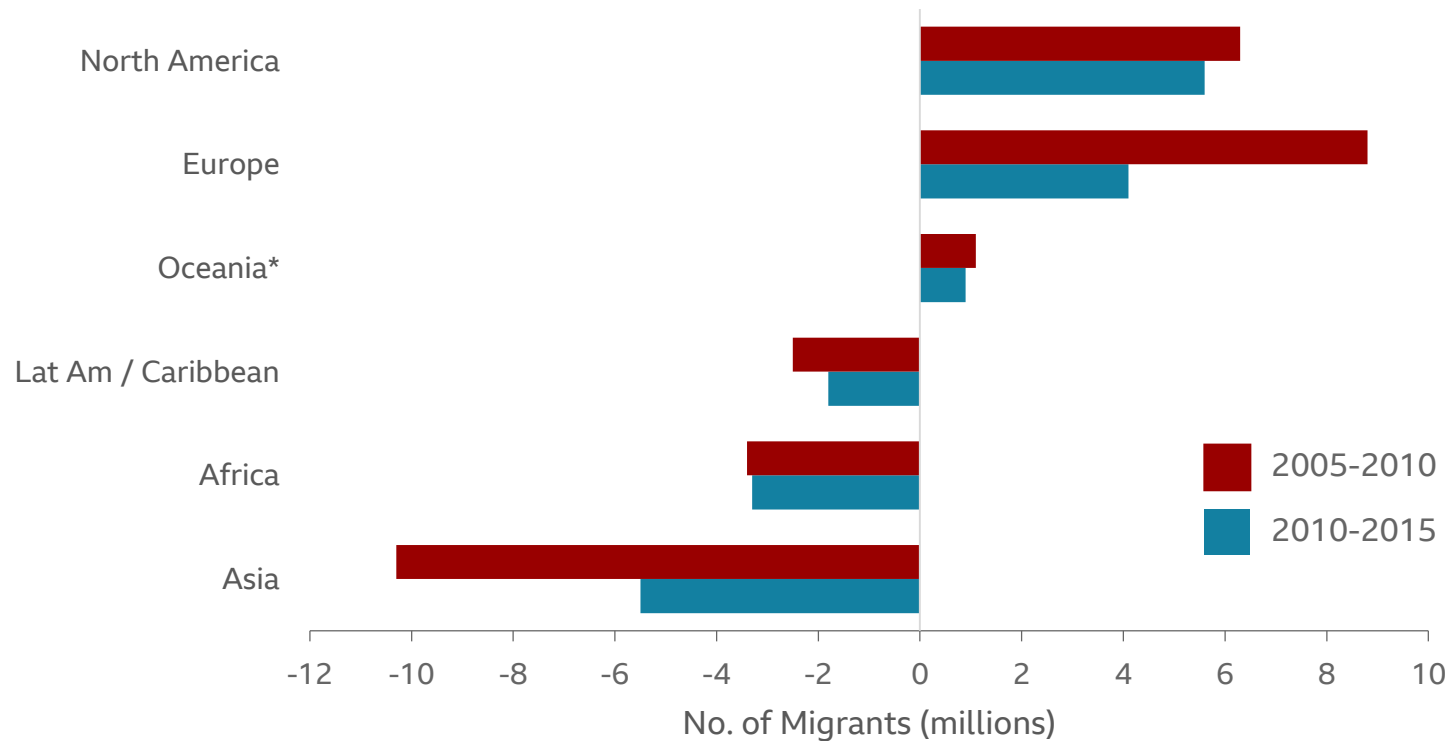
- Economic disparities between countries drive migrants to leave their home to seek opportunities elsewhere
- Labour market flexibility across the world has encouraged this
- Rising education standards and income levels in some less-developed countries can give migrants the means to save money for travel and the skills needed to find work
- Growth in global media and communications helps to fuel aspiration in poorer countries and allows migrants to stay in contact with family members and friendship networks in the country of origin
- Ease of movement of capital helps facilitate the initial migration and the dispatch of income home to the family
- The cost of travel is falling
- Improved skills in globally spoken languages, such as English, facilitate and encourage migration
- Increased freedom of movement across borders due to global trade deals, or poorer border controls (often associated with wars and failed states) makes migration easier
- Expanded markets for international students are a significant driver of skilled migration

Countries that appeal to migrants often need them

Attractions for migrants to the destination country	Needs of the destination country
<ul style="list-style-type: none">• High and rising income and wealth levels• Ease of finding employment• Lack of discrimination/high levels of tolerance• Existing community of fellow immigrants from the same or similar backgrounds• Strong public services• High standing in the world – languages, education, overall reputation	<ul style="list-style-type: none">• Ageing population requiring more workers within the health and social-care sectors• Ageing and/or shrinking population requiring a larger workforce to sustain economic growth• High female employment levels and participation in the workplace often require more household and family services – child care, housekeepers, food delivery• Specific sector labour shortages due to population decline and educational system failures

The largest global migration has been to North America and Europe

Net number of migrants per continent per five-year period



*Oceania consists of Australia, New Zealand, Pacific Islands, and New Guinea

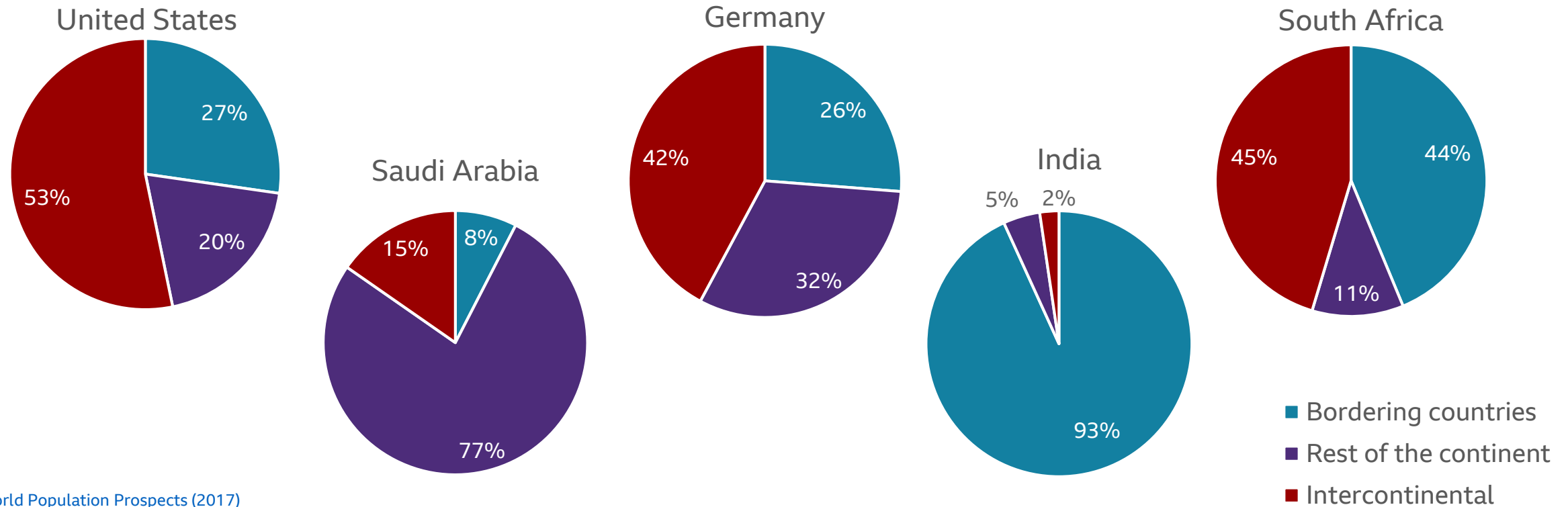
Migration flows between continents

- North America, Europe and Oceania are continents of net immigration – that is, more people go there than leave
- Latin America, the Caribbean, Africa and Asia are continents of net emigration – that is more people leave than arrive
- When the number of people leaving is subtracted from the number arriving (“net migration”), the largest overall movements have been people leaving Asia and Africa, and people going to North America and Europe

Most migration takes place within continents, often between neighbouring countries

Origin of migrants in major countries (2017)

People moving to neighbouring countries or countries within the same region account for over 60% of global migration



[UN: World Population Prospects \(2017\)](#)

Immigrants played a leading role in building the world's largest economy - the United States

Evolution of the US

- Successive waves of immigration have produced America's renowned "melting pot"

Some of the major waves were:

- Native Americans (from Asia)
- Europeans – including from the British Isles, Germany and Italy
- Africans during the slave trade
- Asian immigrants - Japanese, Chinese, Korean, Vietnamese
- Latin American immigrants, especially from Mexico and Cuba

President Trump's immigrant family

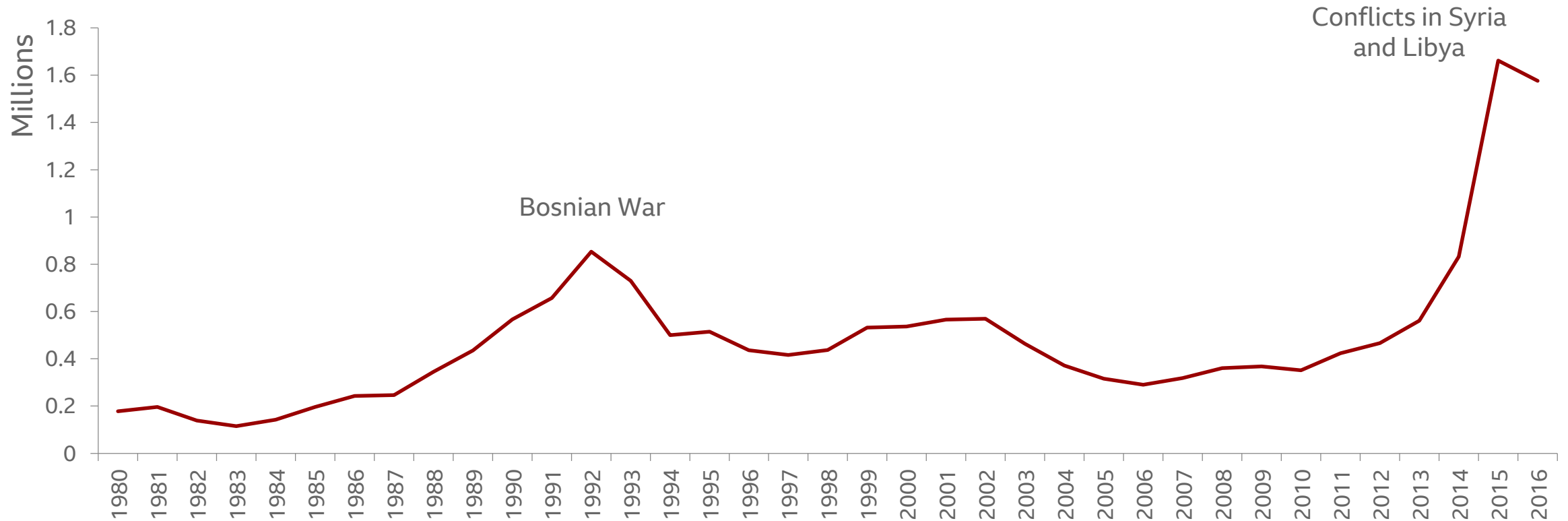
- US President Donald Trump is the grandson of a poor German immigrant, Friedrich Drumpf, who emigrated to the US in 1885
- His mother, Mary Anne MacLeod, was the daughter of a Scottish crofter and emigrated to the US at the age of 18
- The President's wife, Melania, was born in Slovenia
- Melania's parents, Viktor and Amalija Knavs, were awarded US citizenship in 2018



Prime Minister Theresa May hosts US President Trump and First Lady Melania during a visit to the UK in June 2019

The number of migrants seeking asylum from wars and political repression has increased since the 1980s

Asylum applications to OECD countries



[OECD: International Migration Database](#)

Asylum seekers and refugees are a small proportion of total migrants

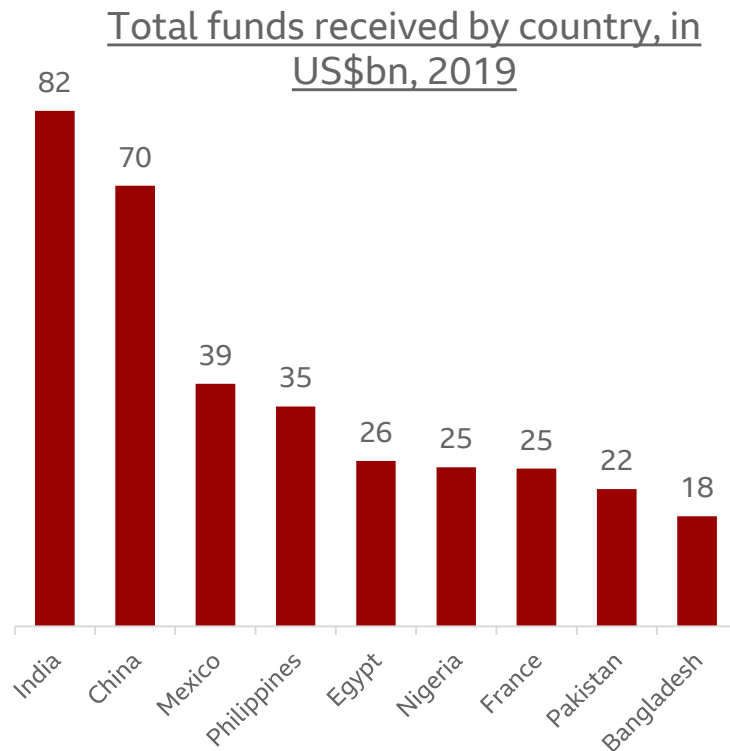
Breakdown of international migration, 2018

Category	Number globally
Workers	150m
Dependants and relatives	75m
Refugees	26m
Students	5m
Asylum seekers (migrants who have sought international protection and have made a claim for refugee status)	3.5m
Irregular ('illegal') migrants	Unknown

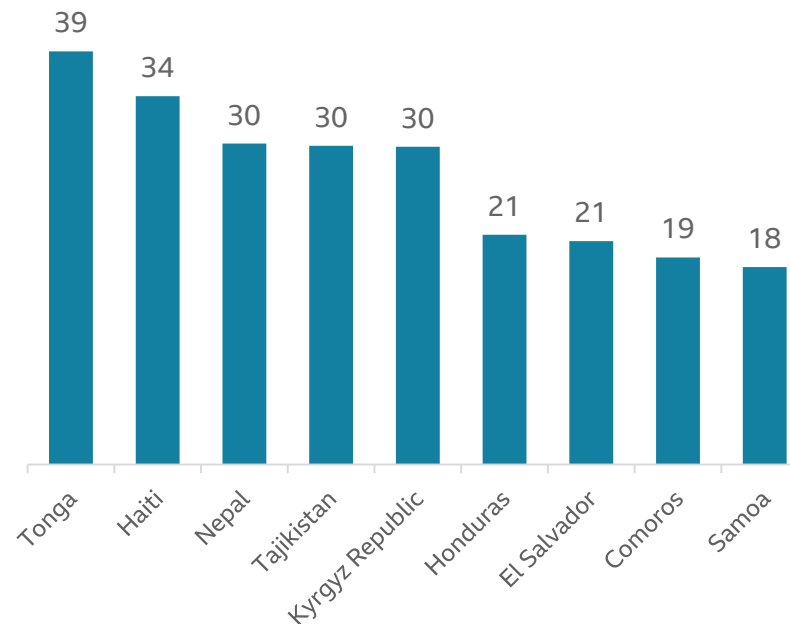
[UNHCR \(2019\)](#)

Remittances from migrants have been an important source of income for many countries

Top remittance-receiving countries, 2017



Percentage of GDP funded by remittances by country, 2019



The importance of remittances

- A remittance is a transfer of money by a foreign worker to an individual (usually a family member) in their home country
- Most remittances are sent from more developed economies to less developed ones
- Globally, they now account for more than three times the value of international development aid
- Remittances also account for a significant proportion of the gross domestic product (GDP) of some countries

[World Bank: Migration and remittances \(April 2019\)](#)

Nearly a third of Kyrgyzstan's GDP is from remittances sent home from Kyrgyz workers in Russia

Kyrgyzstan's dependency on remittances

- 1.5 million Kyrgyz citizens – a fifth of the population – have migrated to work in Russia
- They send \$2.5bn a year back to Kyrgyzstan in remittances, nearly a third of this central Asian country's total GDP

Retired teacher Aisha has 11 children, four of whom have migrated to Russia to work.

She says:

“There is just no work in Kyrgyzstan. After the fall of the Soviet Union we had nothing left. My husband and I would go to the fields to scavenge for food... As soon as my son finished school in 2003, he left with his sisters.

“When they first went to Russia, they would earn 15-20,000 roubles. Our son now works in a factory and earns 70,000 roubles. He has three sons and a wife at home in Moscow. He is able to feed them and still send me money.

“I always tell my children to come home... They mustn't be buried in faraway countries”.

BBC



Aisha looks after her grandchildren in the Kyrgyz capital, Bishkek, while their parents work abroad

Developed countries have different policies on immigration, some more restrictive than others

Germany



- 15% of the population are immigrants
- Germany is a major destination for recent asylum seekers in Europe
- Germany received more than twice as many asylum applications as the US in 2016
- A low birth rate in Germany has led the government to encourage immigration

Japan



- 2% of the population are immigrants
- A tough immigration policy led to worker shortages in an ageing population
- Economic growth has been slow for 30 years
- Under pressure from business, Japan has begun to relax its tough immigration policy

Australia



- 29% of the population are immigrants
- These include more than a million people from the UK
- Australia operates a points system for potential immigrants
- They are assessed on the basis of age, skills and education levels

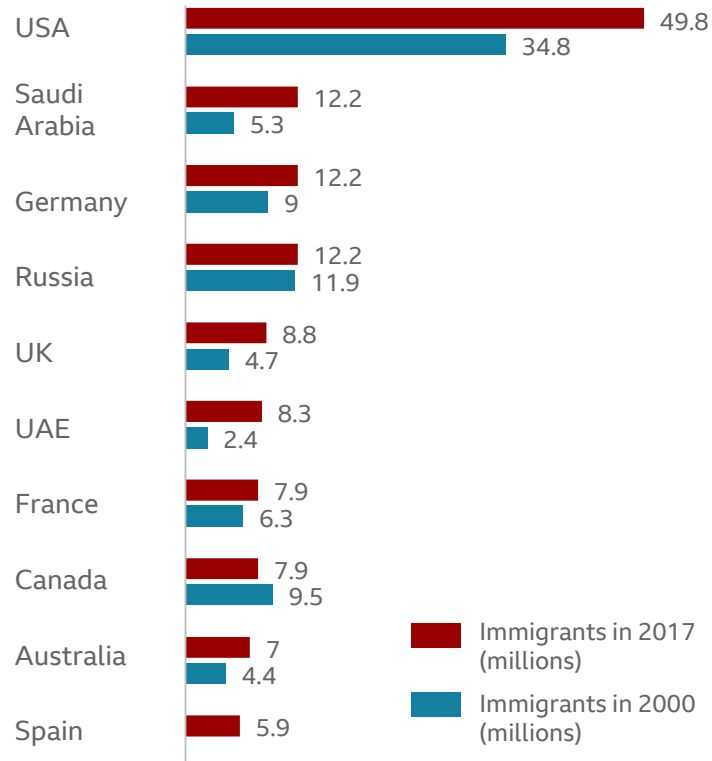
Saudi Arabia



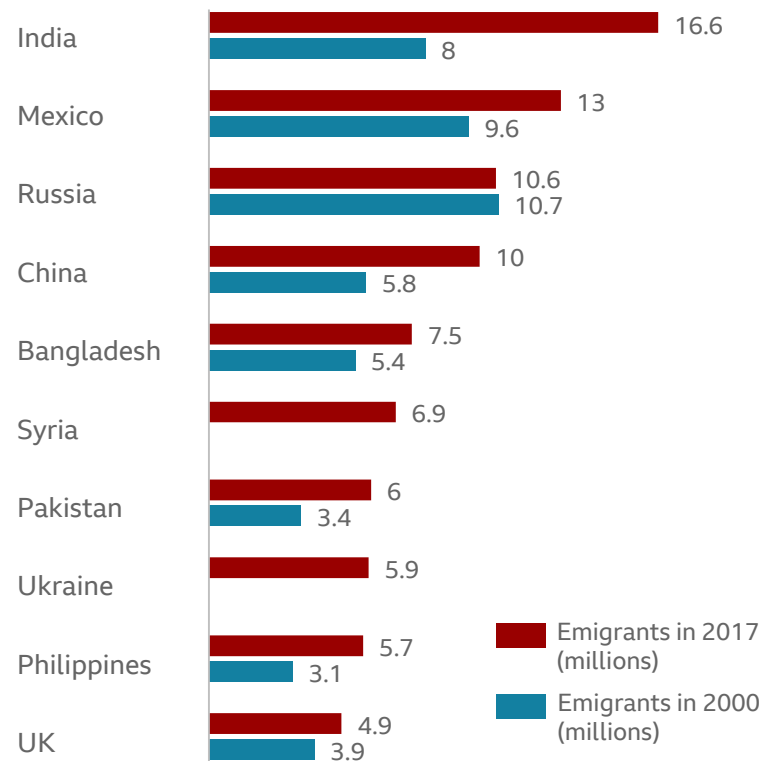
- 37% of the population are immigrants
- Saudi Arabia is highly dependent on foreign workers
- There are an estimated 50,000 to 250,000 Syrians and 500,000 Yemenis in Saudi Arabia
- Most foreign workers enjoy only limited freedom of movement

Ten countries host the majority of migrants

Top host countries



Top countries of origin



The top 10 countries

- The UK is among the world's leading countries, both as a destination for immigration and as a source of emigration
- In 2017 the top 10 host countries accounted for half the 258 million global migrants
- The top 10 source countries account for a third of all migrants
- In 2000, Spain was not on the top-10 host countries list, and Syria and Ukraine were not among the top countries of origin

[UN Department for Economic and Social Affairs: The international migration report \(December 2017\)](#)



BBC Briefing - Immigration

Summary

Migration is growing worldwide, driven in part by flight from conflict, repression and discrimination but largely by demographic pressure and the promise of prosperity.

The Global Context

At the same time most of the developed world is ageing due to longer life expectancy and lower fertility rates, creating a demand for younger workers to fuel the economy and to look after elderly people. This is forecast to continue over the next 30 years.

While some developed countries, like Japan, have always had a tough stance on immigration, even developed countries built on recent immigration, such as the US, are facing rising migration pressures.





BBC Briefing - Immigration

Part 4/9

Europe's Migrant Crisis

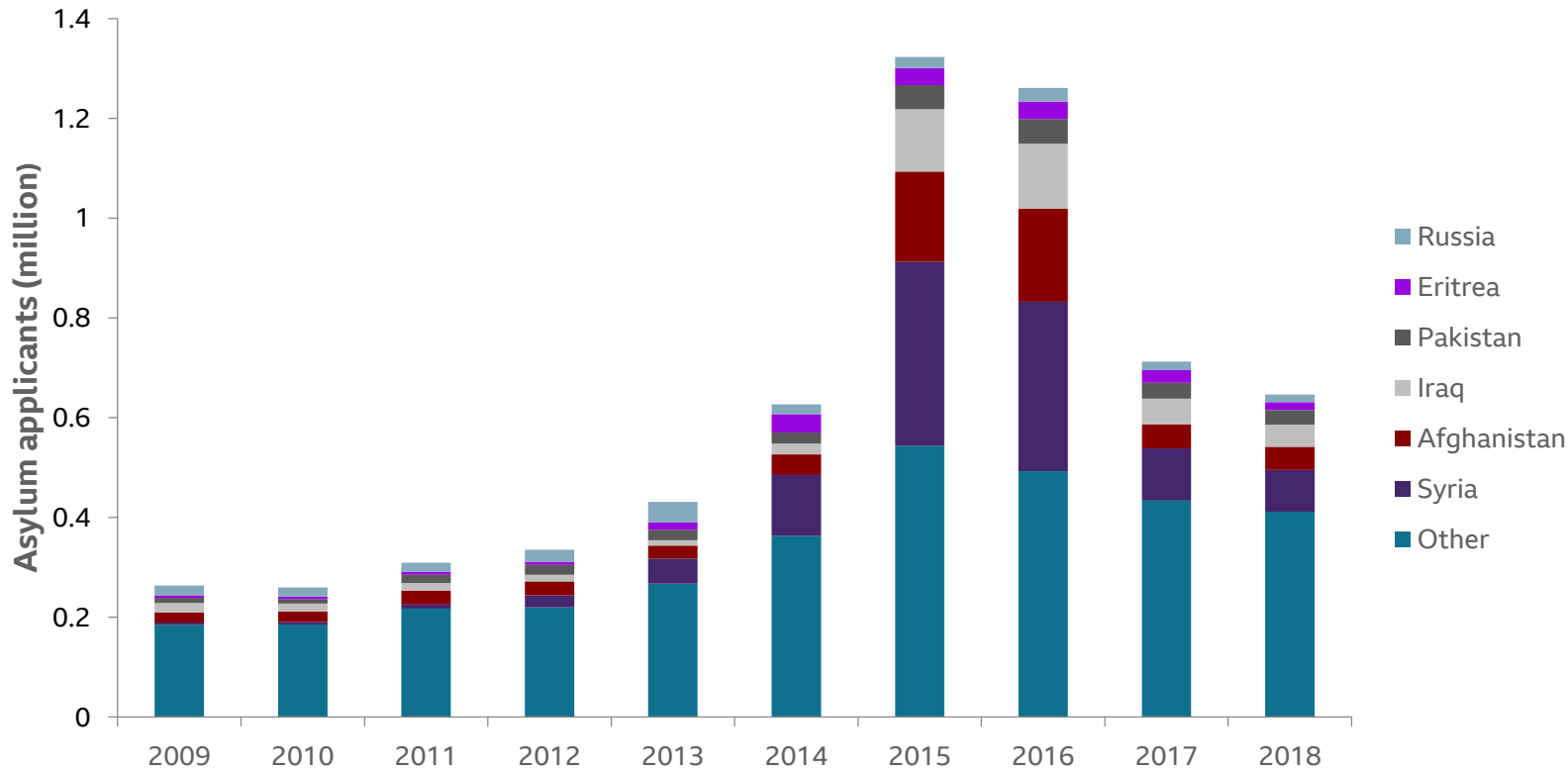
A mass migration into Europe from the Middle East, Asia and Africa has had a profound impact on Europe in recent years.

How have different countries been affected?

And how has migration changed Europe's politics?

The number of asylum seekers in EU countries began rising in 2010, and increased dramatically in 2015

People seeking asylum in EU countries



Impact of asylum seekers on the EU

- The cumulative total of asylum seekers who applied to the European Union between 2009 and 2018 reached around five million
- Asylum seekers who applied during this period represent around 1% of the EU's population of 500 million

[Eurostat: Asylum and first time asylum applicants by citizenship \(October 2019\)](#)

There have been three main migration routes into Europe from Africa, the Middle East and Asia in recent years



The Syrian civil war was the main cause of Europe's large influx of migrants from the eastern Mediterranean

Eastern Mediterranean

- The influx of migrants from the eastern Mediterranean began after the start of the Syrian civil war in 2011
- Most of them crossed into Turkey, then travelled by sea or overland to Greece
- In November 2015, nearly 5,000 migrants were arriving in Greece every day
- Many moved on from Greece to seek asylum elsewhere in the EU

Scale of the movement

- 5.7 million Syrians – more than a quarter of the country's pre-war population – have fled abroad and, in 2019, were mostly living as refugees in neighbouring Lebanon, Jordan and Turkey
- More than one million Syrians sought asylum in the EU between 2010 and 2018
- The Syrian conflict was not alone in driving migration to the EU. The number of asylum seekers from Iraq and Afghanistan also rose in the same period



Migrants arriving from Turkey at the eastern Greek island of Lesbos in 2016

[Eurostat: Asylum and first time asylum applicants by citizenship \(October 2019\)](#)

[BBC News: Why is there a war in Syria? \(February 2019\)](#)

[BBC News: Europe migrant crisis](#)

[Pew Research Center: 80% of Syrian asylum applicants approved to stay in Europe \(October 2017\)](#)

Syrian refugees fled the conflict hoping for a new start in Europe

Roudy Ali's story

- Roudy, 24, lived in Irbil, the capital of Iraq's Kurdistan region, in a forced marriage with her cousin and their son
- When the group calling itself Islamic State (IS) invaded in 2015, the family fled the city with her two sisters
- It took 28 days to reach Turkey, and they took a boat to Greece. After four hours at sea they were rescued by a fisherman
- They walked with 5,000 others to Macedonia, crossed into Serbia, and then took a bus to Hungary
- The family spent a week at Budapest railway station
- Using their last remaining savings, they paid a people smuggler to take them to Germany
- The family were housed with 1,500 others in a refugee hostel but were allocated a German "foster family", who were kind and helpful
- After suffering abuse from her husband, Roudy fled with her son to a women's refuge
- She lives with her son in a flat in Germany and studies social care
- Germany has worked out well for her: *"I am happy in Germany and feel already like a 'native'. I have my German family and many friends"*



Roudy Ali outside her new German home

Thousands of migrants have died trying to cross the Mediterranean

The tragedy of the crossing

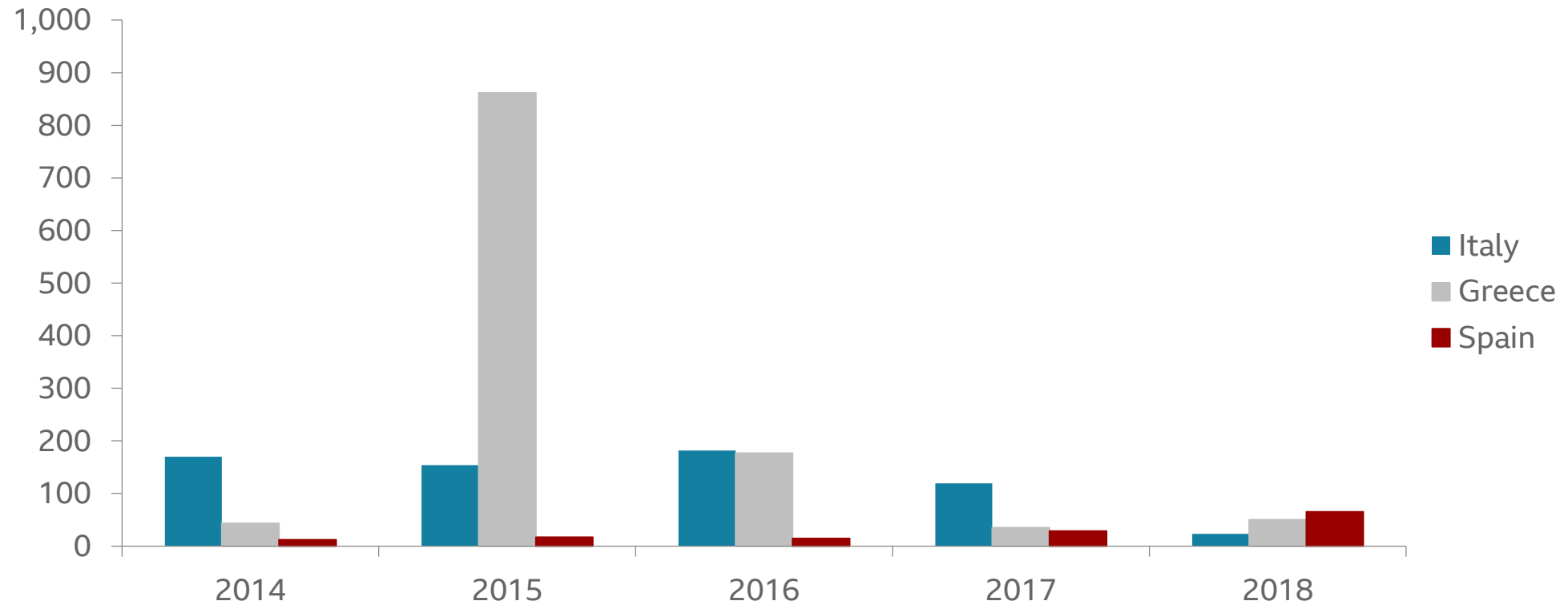
- Almost 18,000 migrants are estimated to have died, presumed drowned, on Mediterranean routes since 2014
- In 2017, one in 36 migrants attempting the central crossing died
- In September 2015, a Turkish news agency released an image of three-year-old Alan Kurdi (initially thought to be called Aylan), lying face down on a beach
- Alan was one of 12 Syrians who drowned off the Turkish coast trying to reach neighbouring Greece by boat
- The image sparked an international outcry over the humanitarian cost of the crisis in the eastern Mediterranean
- After the boy's death, the UK was one of several European nations to take action



The body of refugee Alan Kurdi being carried by a Turkish police officer in September 2015

Greece has experienced the largest influx of migrants into Europe

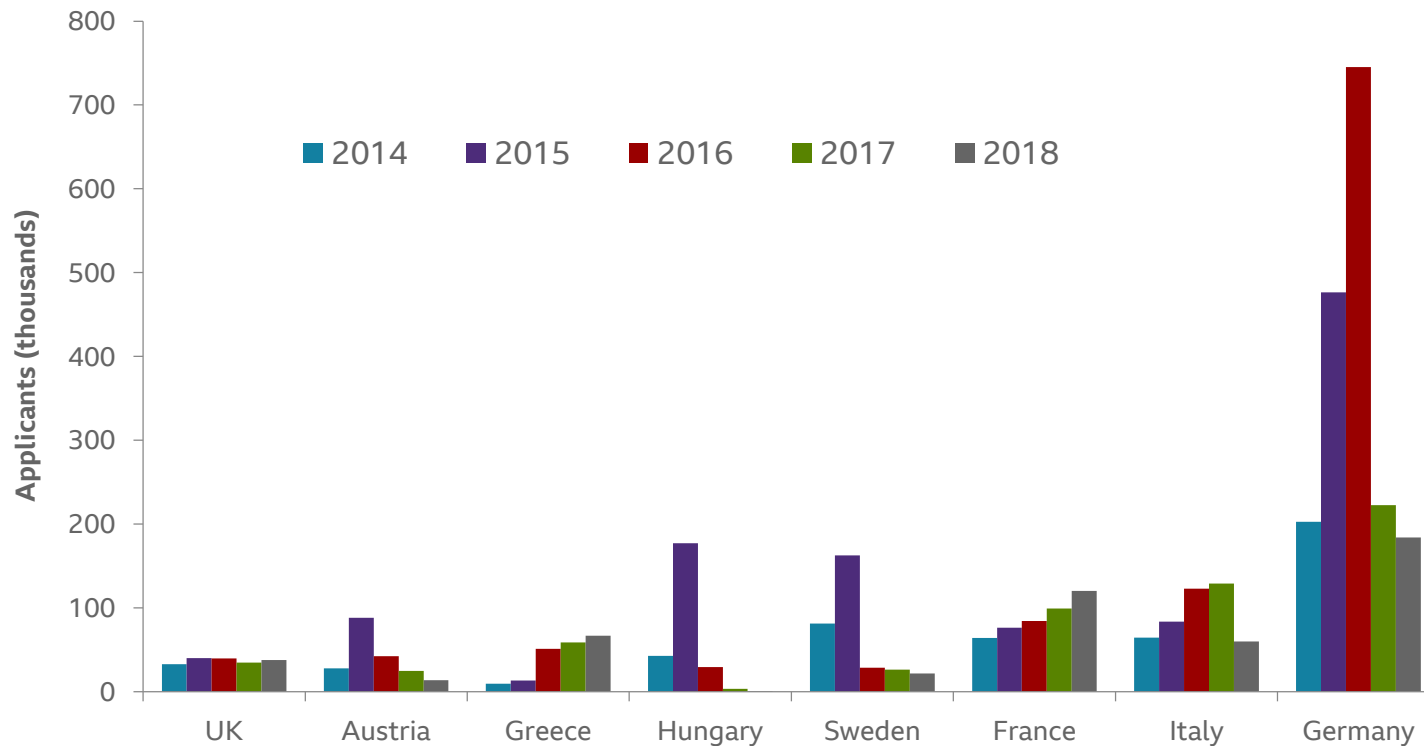
Migrants and refugees - total arrivals (thousands) 2014-2018



[UNHCR: Refugee Situations](#)

Germany has received the highest number of asylum applications, particularly from the Middle East

Top eight EU Countries for total asylum applications 2014-18



The German experience

- In 2016, Germany received almost 750,000 asylum applications from outside the EU
- The next most popular destination, Italy, received around 120,000
- The UK was less affected by Europe's refugee crisis, receiving just under 40,000 applications – less than 5% of Germany's total

[Eurostat: Asylum and first time asylum applicants by citizenship \(October 2019\)](#)

Asylum seeker arrivals in Greece have dropped since Turkey and the EU reached a deal

2016 EU agreement with Turkey

- Turkey and the EU agreed that anyone arriving irregularly (without official permission) on the Greek islands – including asylum seekers – would be sent back to Turkey
- In return, EU member states would accept one Syrian refugee from Turkey for each taken back, up to a limit of 72,000
- Priority would be given to those who had not previously entered, or tried to enter, the EU
- These Syrian refugees would then be resettled in Europe

Benefits for Turkey

- The EU would speed up the payment to Turkey of €3bn owed to invest in the welfare of Syrian refugees in Turkey
- Turkey's EU membership application would be "re-energised"
- Turkish nationals would be allowed visa-free access to Europe's border-free travel area, the Schengen zone, to which most EU countries - except the UK, Ireland, Romania and Bulgaria – belong



Syrian refugee camp in Gaziantep, Turkey in September 2018

Most African migrants have crossed the central and western Mediterranean into Europe through Italy and Spain

Until 2015, more migrants from Africa than the Middle East were arriving in Europe – mostly fleeing conflict, violence and corruption, although some were economic migrants seeking work or improved living standards

Between 2011 and 2016, approximately 630,000 people crossed the central Mediterranean into Europe

The Italian route

- Numbers reaching Italy peaked in 2016, with up to 5,000 arriving each day
- After Rome brought in a tougher anti-migrant regime in 2017, the numbers began to fall
- African migrants came mainly from Tunisia, Eritrea, Sudan and Nigeria
- The Libyan coastline has been used as a key transit point from Africa to Europe since the overthrow of Colonel Gaddafi in 2011

The Spanish route

- In 2018, Spain became the main focus of the migration crisis
- More than 56,000 migrants from North Africa used the western Mediterranean route, peaking at 11,000 in October 2018
- The flow of migrants into Spain continues

An African migrant describes a perilous journey through Libya to Europe

Story of "Gassama" (not his real name)

"I'd been trying to get to Europe since I left home (The Gambia) in 2009. I travelled through Senegal to Mali and on to Libya..."

"I was arrested three times and taken to five different prisons. I had to pay each time to get out of prison. I also had to pay a few different people to try to get on one of the boats making the crossing to Italy."

"The first attempt I made to cross on one of these boats from Tripoli failed... After someone I knew helped me to raise the money, I eventually managed to get on another boat paying 1,200 Libyan dinar (£660)."

"There were far too many people on the boat and it wasn't safe. After a difficult journey across the Mediterranean, I managed to make it to Sicily. From there, I eventually ended up in Milan."

"It's not easy here, with harassment and other problems, but I am so happy to have got across."

"There are people who will try to rob you and take your money just to get you on to these boats, which are overcrowded and not safe"



An inflatable boat full of African migrants waiting to be rescued in Mediterranean waters off Libya, in November 2017

[BBC News: An African migrant's story \(April 2015\)](#)

[BBC News: Europe migrant crisis](#)

[BBC News: Migration](#)

Asylum seekers have only qualified rights to move around Europe

How the law affects asylum seekers

- Anyone can legally seek asylum (that is, to apply for refugee status) in a country which has signed the UN's 1951 Refugee Convention
- Migrants do not have to remain in the first country they reach. However, under EU regulations, adult asylum seekers can be returned to the first member country they arrived in
- Once a migrant has official EU refugee status, (s)he can qualify for long-term residence after five years, enabling him/her potentially to move to another country in the EU
- The UK is not a signatory to this long-term residents directive. A person with refugee status in the EU can therefore enjoy the automatic right to live and work in the UK only after acquiring citizenship of an EU country - and this will be subject to change after Brexit



Asylum seekers arriving to register in Berlin, Germany in March 2015

Many migrants forced out of illegal camps around Calais have been living rough elsewhere

The migrant camps in Calais

- Makeshift camps around the French port city of Calais have been sheltering illegal migrants - mainly from Eritrea, Somalia and Syria - since 1999
- In September 2014 an estimated 1,300 migrants were in the so-called Calais Jungle
- In November 2015 numbers were estimated to have gone up to 6,000
- In October 2016 French authorities cleared the Jungle camp
- The location and size of the camps shift as the French authorities try to strike a balance between treating the migrants humanely and discouraging more from coming

Life after the Jungle camp closure

- Many of those who were displaced by the French authorities have set up camp elsewhere
- In January 2018, BBC News reported around 700 migrants were back living rough in nearby woods, and in the area where the Calais Jungle had stood
- The charity Help Refugees estimates 1,500 people are living in the forests in northern France, and up to 200 of them are unaccompanied children
- About 1,000 people are living in Grande-Synthe in the north of France without shelter



The Calais Jungle camp begins to empty of migrants as the eviction date in October 2016 nears

Migrants in Calais believe a future in the UK is their best hope

Why migrants head for the UK from mainland Europe

- Migrants in Calais have said it is difficult to find work in France
- The British Red Cross says most think there is a better chance of finding work in the UK
- Some migrants speak English and believe that will enhance their chances of employment
- Others come in the hope of better housing and education
- Some have relatives already living in the UK



An African migrant poses for the cameras as French authorities prepare to dismantle the Calais Jungle camp, in October 2016

[BBC Newsround: Why are migrants coming to Europe? \(September 2015\)](#)

The historic ties some European countries have outside the EU make them stronger destinations for migrants

United Kingdom



- The UK's foreign-born population reflects its imperial history. In 2011 the three largest non-EU countries represented in the UK's foreign-born population were
 - India – 722,435
 - Pakistan – 502,795
 - China – 284,070
- Indians have lived in the UK since the 19th century
- Chinese people have settled in the UK since the 19th century

Germany



- Germany's experience of empire was much more limited. Its three largest non-EU foreign-born communities are
 - Turkey – 1,318,420
 - Russia – 975,500
 - Kazakhstan – 800,500
- Germany's Turkish community dates back as far as the expansion of the Ottoman Empire in the 16th century
- Germany was the most popular destination for migrants leaving the Soviet Union after its collapse in 1991

France



- France had one of the most extensive empires in Europe, which included much of north and sub-Saharan Africa, and this is reflected in its non-EU communities:
 - Algeria – 1,370,617
 - Morocco – 892,035
 - Tunisia – 376,254
- Algeria was considered a *département* of France during France's colonial period, and did not achieve independence until 1962
- Morocco was a French protectorate between 1912 and 1956; and Tunisia from 1888 to 1956, when it also won independence

Portugal



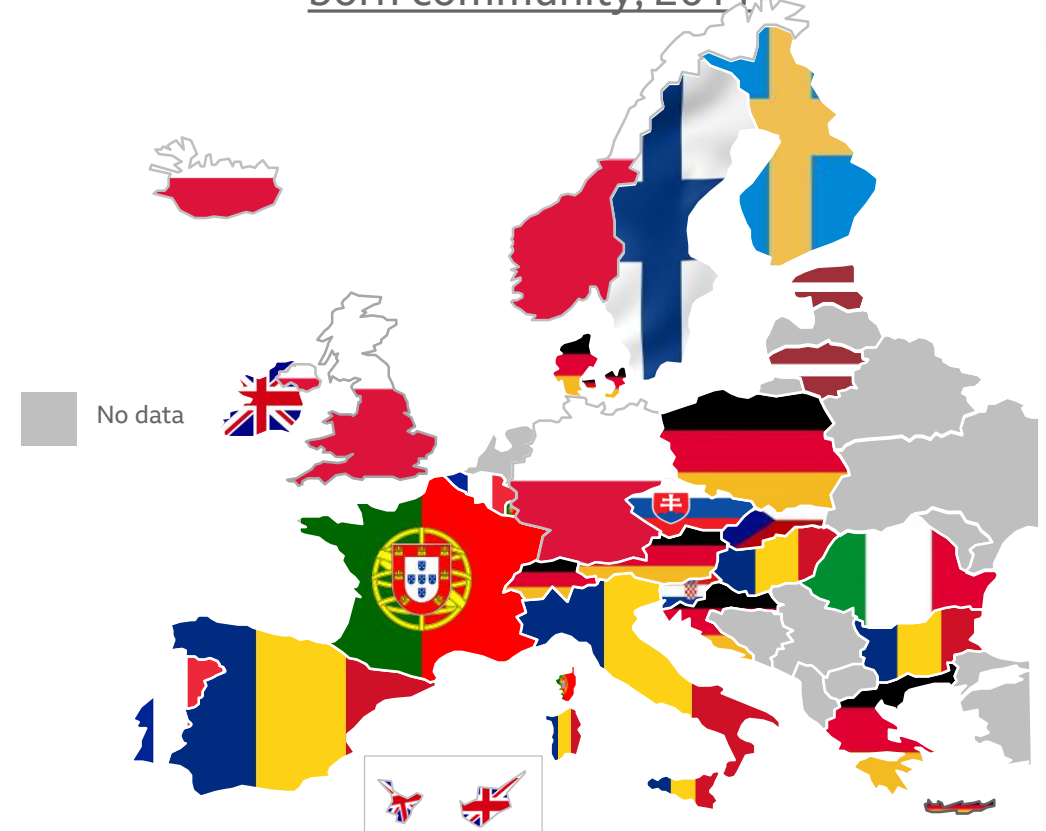
- Portugal was the last country in Europe to decolonise in Africa, following the end of the Salazar dictatorship. Portugal retains strong ties with Portuguese-speaking countries in Africa and South America. Its largest foreign-born non-EU communities are
 - Angola – 162,604
 - Brazil – 139,703
 - Mozambique – 73,084
- Angola won its independence from Portugal in 1974 after 13 years of war. Mozambique similarly won independence after a decade of anti-colonial struggle
- Brazil is the largest Portuguese-speaking country in the world

History and geography influence migration routes within Europe

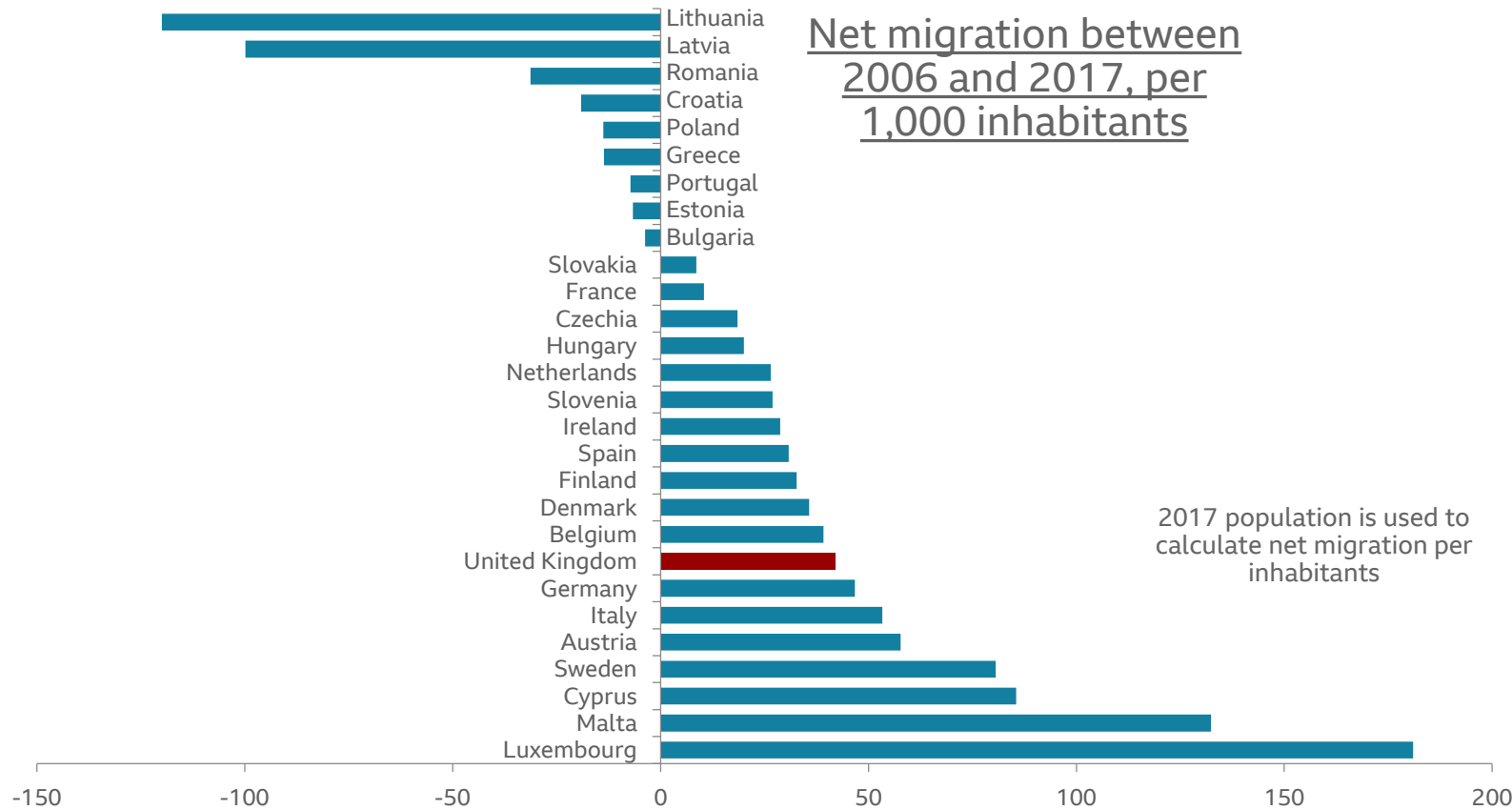
Internal European free movement

- The 2011 European census showed that Poles were the largest foreign-born EU community in a number of countries - including Germany (2,749,670), the UK (654,010), and Norway (66,811)
- France and Portugal each have the highest EU foreign-born populations in each other's country. It's a similar case for Romania and Italy.
- Neighbouring countries - Finland and Sweden, Poland and Germany, Slovakia and the Czech Republic - have reciprocal relationships, too
- British people represent the largest foreign European community in the Republic of Ireland, Cyprus and Malta - demonstrating the role of historic ties in influencing emigration

European countries by largest European foreign-born community, 2011



Levels of net migration vary across the EU28 countries



Differences in migration levels

- The countries where emigration has exceeded immigration are all in southern or Eastern Europe
- Of the larger EU countries, Sweden and Austria have experienced proportionately high net migration
- Although the UK's net migration per head is greater than average, it is by no means the largest among countries in Europe of a similar size: Germany and Italy have larger proportions of migrants

[Eurostat: Immigration \(November 2019\)](#)
[Eurostat: Emigration \(November 2019\)](#)

The impact of migration has varied across Europe

Eastern Europe

Poland, Hungary, Czech Republic, Slovakia, Bulgaria, Romania



- Large-scale emigration of working-age population to northern or western Europe
- Some ageing of the population due to emigration and lowering fertility rates
- Limited migrant populations, mostly from within Europe
- Rising living standards since 2004, which have slowed following the euro crisis
- Static or declining total populations

Southern Europe

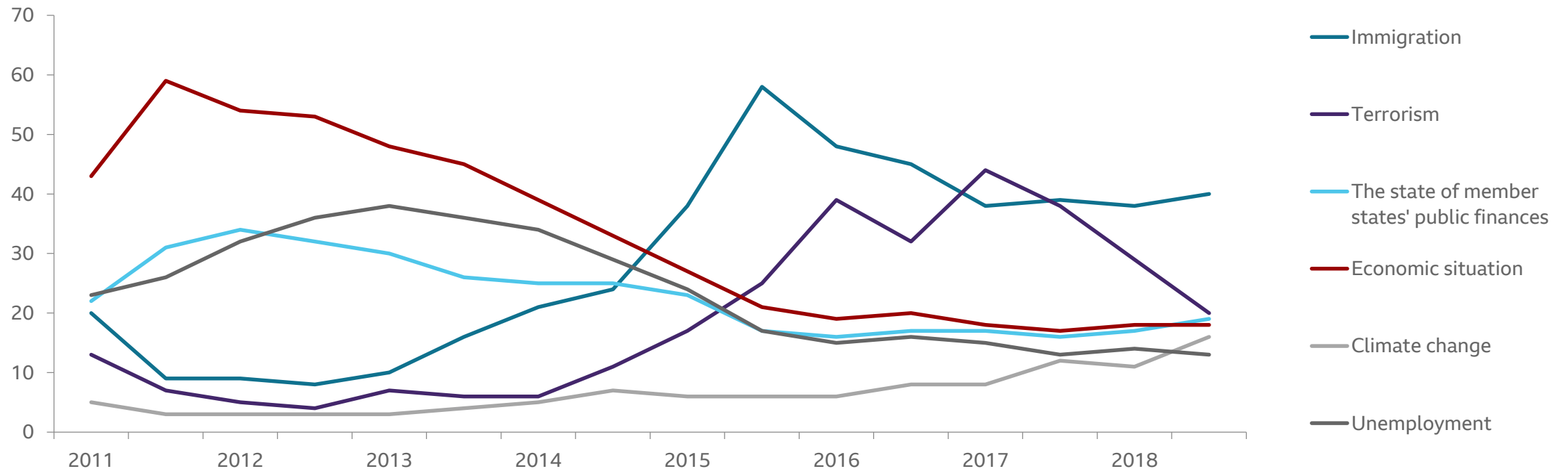
Italy, Spain, Portugal, Greece



- Some emigration, especially following the euro crisis
- Significant immigration from outside the EU
- Very slow economic growth since the euro crisis
- Ageing population due to low fertility rates and longer life expectancy
- Static or declining populations

Public opinion suggests the immigration issue has grown in importance in the EU

Answers to the question: 'What do you think are the two most important issues facing [our country] at the moment?', as % of respondents



[Eurobarometer \(2018\)](#)

The migrant crisis has fuelled populist nationalism in some European countries

The political impact of Europe's refugee crisis

- Since 2015 there has been a significant rise in support for anti-immigrant nationalist parties across the continent - from the **UK to Poland, Sweden and Italy**
- The migrant crisis has also sparked tension within the EU. The so-called Visegrad Four – **Hungary, Poland, the Czech Republic and Slovakia** – have refused to participate in an EU plan to distribute refugees and have instead adopted tough anti-immigrant measures
- In **Germany**, there was strong reaction to Chancellor Angela Merkel's admission of roughly 1.5 million potential asylum seekers into the country between 2014 and 2017, when new arrivals peaked, but since then numbers have been revised down. In 2017 the anti-immigrant Alternative for Germany (AfD) party made substantial gains at the expense of Mrs Merkel's Christian Democratic Union (CDU) party. Support for the AfD is stronger in ex-communist eastern Germany
- In 2018 **Italy** elected a populist coalition government with a strong anti-immigrant policy. Interior Minister Matteo Salvini told charities to stop rescuing migrants off the North African coast. The Italian government has passed legislation making it harder for migrants to acquire refugee status
- In the **UK**, the UK Independence Party (UKIP), with a strong anti-EU agenda and a commitment to controlling immigration, began an electoral upsurge from 2013. The new Brexit Party replaced UKIP as the main anti-EU party in the 2019 European election and made sweeping gains. However, it failed to win any seats in the 2019 UK general election

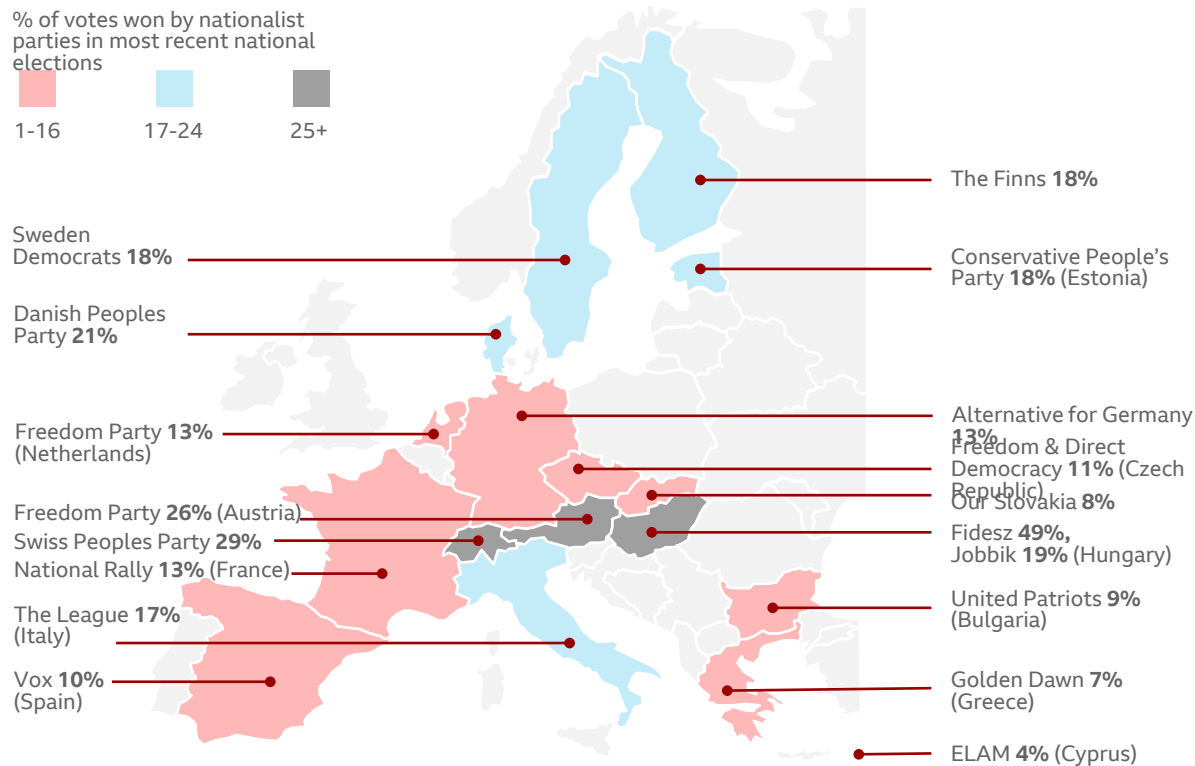
[Federal Office for Migration and Refugees \(Germany\): The changing influx of asylum seekers \(2018\)](#)

[BBC News: Europe and right-wing nationalism: A country-by-country guide \(November 2019\)](#)

[BBC News: Europe migrant crisis](#)

Europe's political map reveals the strength of anti-immigrant parties

EU nationalist parties, April 2019



The political impact of immigration in Europe

- All over the continent, anti-immigrant parties have attracted electoral support
- There is no clear correlation, however, between the scale of immigration and anti-immigration feeling within individual European countries
- EU countries with low levels of asylum seekers and foreign-born populations – like Poland, Slovakia and Slovenia - have also experienced an increase in tough anti-immigrant rhetoric
- And some countries with high levels of foreign-born citizens (though mostly from other EU countries) - like Luxembourg, Liechtenstein, Norway, Iceland and Ireland – have so far not seen any significant anti-immigrant rhetoric, or a dramatic rise of populist parties

[Federal Office for Migration and Refugees \(Germany\): The changing influx of asylum seekers \(2018\)](#)
[BBC News: Europe and right-wing natonalism: A country-by-country guide \(November 2019\)](#)
[BBC News: Europe migrant crisis](#)

The European migrant crisis was a focus of the 2016 Brexit referendum campaign

Migration in the Brexit campaign

- UKIP leader Nigel Farage unveiled a poster by the Leave.EU campaign group in the run-up to the 2016 EU referendum, depicting migrants from the Middle East under the slogan “Breaking Point”
- Boris Johnson, then leader of another Brexit campaign group, Vote Leave, disavowed the poster
- Vote Leave produced its own, declaring: “Turkey, population 76 million, is joining the EU. Vote Leave - Take Back Control”
- This poster was condemned as misleading, as Turkey is unlikely to join the EU soon, and EU member states have the power to veto its entry



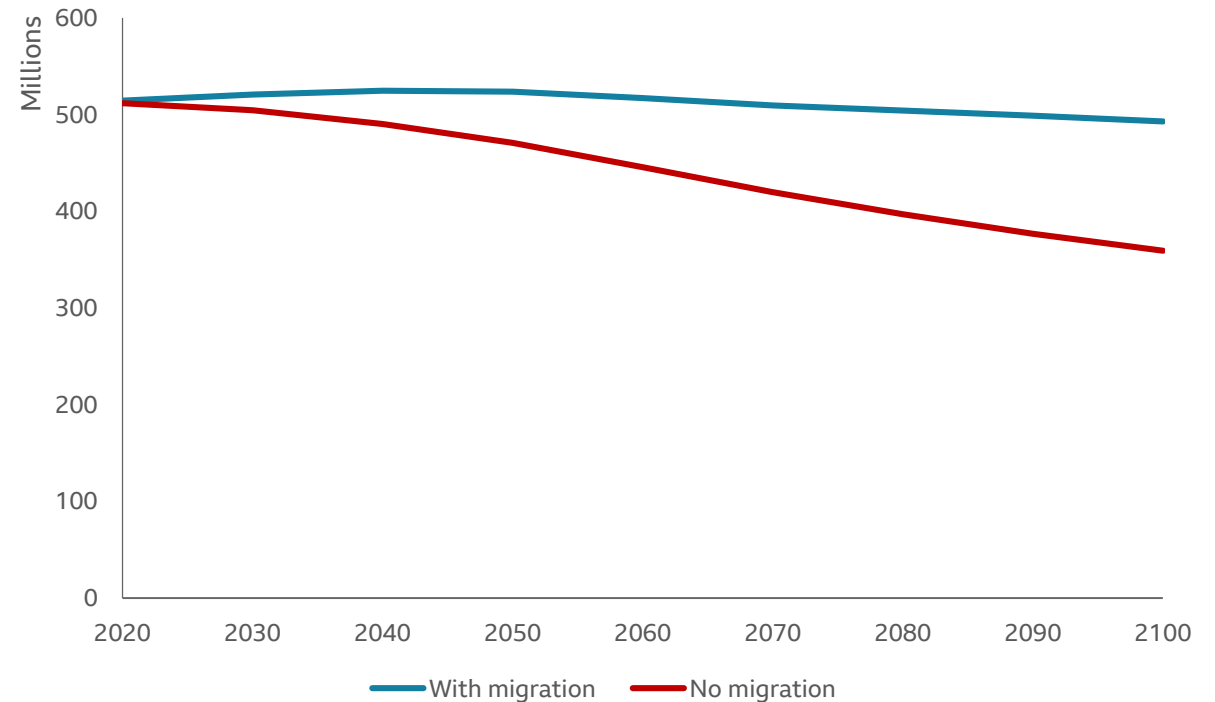
UKIP leader Nigel Farage uses an anti-migration poster to launch the party's EU referendum campaign in June 2016

Europe's population is projected to fall without further migration

Forecasts of future European population growth

- In 2018, the EU's population was 512 million
- Without further immigration, its population is forecast to shrink by around 40 million by 2050
- With continuing immigration, Europe's population is forecast to grow by around 10 million during the same period
- Without immigration, only the UK, Ireland and France would have population growth; all other EU countries' populations would decline

Projected European population with and without migration 2020-2100



[Eurostat: Population projections \(June 2019\)](#)



BBC Briefing - Immigration

Summary

Europe's Migrant Crisis

Europe is a popular destination for the world's migrants. Its wealthier member states have faced a growing influx of people for almost 30 years, since free movement of European citizens was established in 1993 and 10 new countries joined the EU in 2004.

In 2015-16, these trends intensified with a surge in asylum seekers from the Middle East and Africa – mainly escaping war and poverty or wanting a better life.

In less than a decade, the EU took in five million asylum seekers – 1% of its entire population. Some member states, notably Germany and Sweden, did so with open arms. Others were more hostile. Across Europe, support for nationalist anti-immigration politics has spread, and not just in countries which have absorbed higher scales of immigration.





BBC Briefing - Immigration

Part 5/9

UK Immigration: Demographic and Social Impact

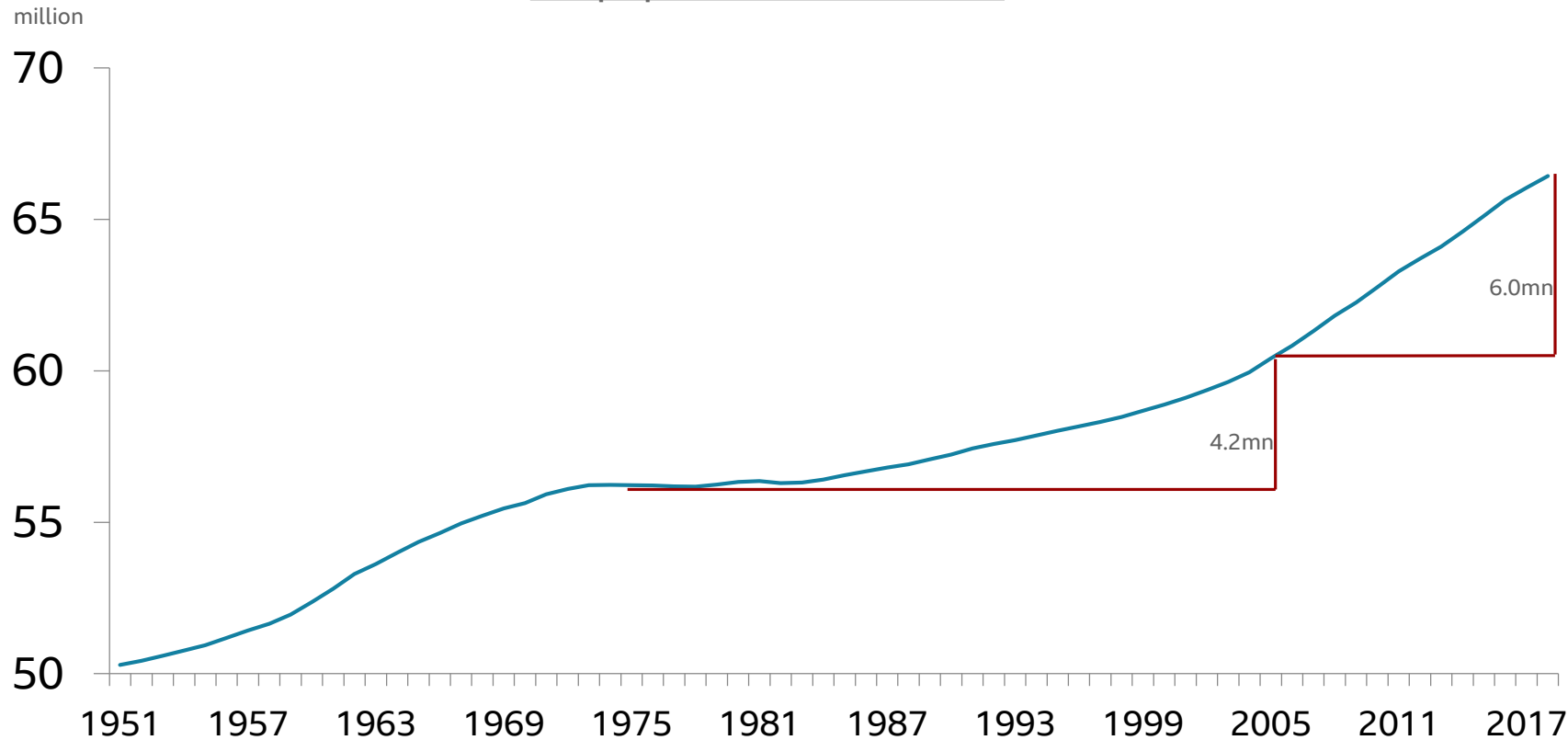
What impact has immigration had on the size and age of the UK population? Where have immigrants to the UK settled?

What skills do they bring, and what sectors rely on immigrant workers the most?

What impact have they had on the UK's ethnic and religious make-up?

The UK has one of Europe's fastest growing populations

UK population 1951-2018

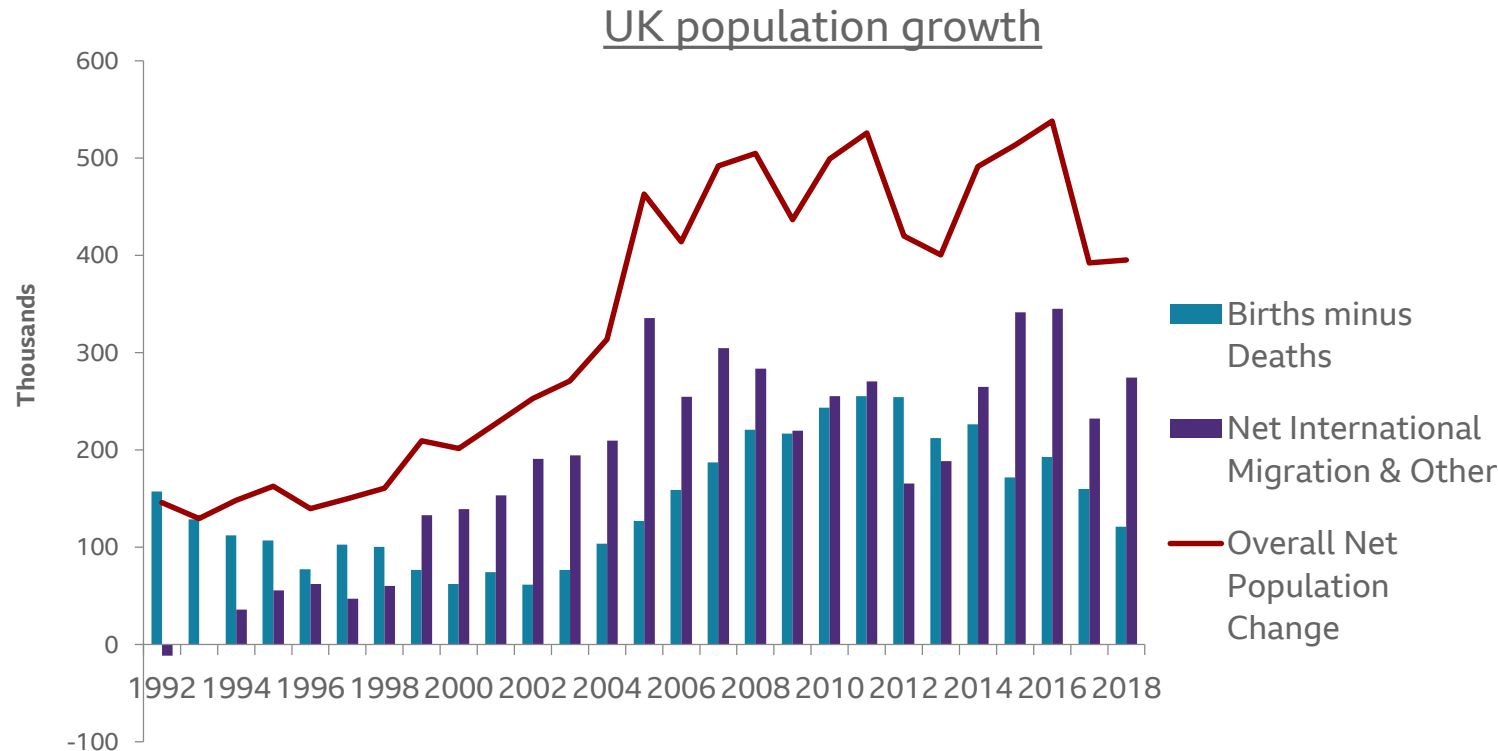


UK population growth

- After the post-war “baby boom” the UK’s population increase slowed
- It then grew by more than four million between 1975 and 2005
- It has grown rapidly, by a further six million over the past 13 years
- The recent population growth in the UK has been among the highest in Europe, exceeded by Ireland, Sweden and Belgium

[ONS: Overview of the UK population \(August 2019\)](#)

Immigration has had a significant impact on UK population growth



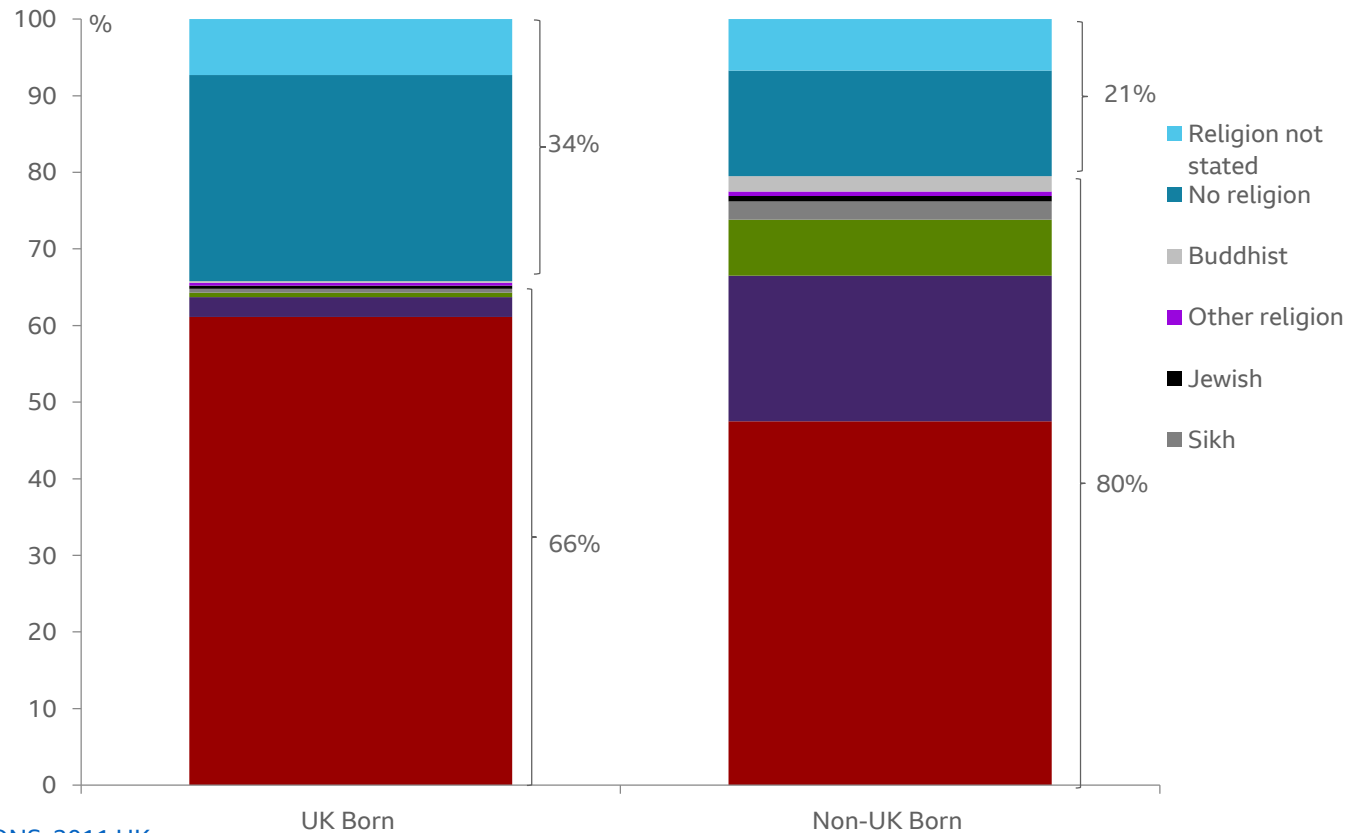
Population growth in the UK

- Population growth is determined by
 - births minus deaths (natural change), and
 - immigration minus emigration (net migration)
- For most of the 20th Century, natural change was the main driver of UK population growth
- Since 1998, net migration has been the main source of population growth
- In 2018, natural change added 121,000 people to the population, while net migration added 274,000

[ONS: Population estimates for the UK, mid-2018 \(June 2019\)](#)

Immigration has led to an increase in the number of religious minorities in the UK

Religion in England and Wales by country of birth, 2011 Census

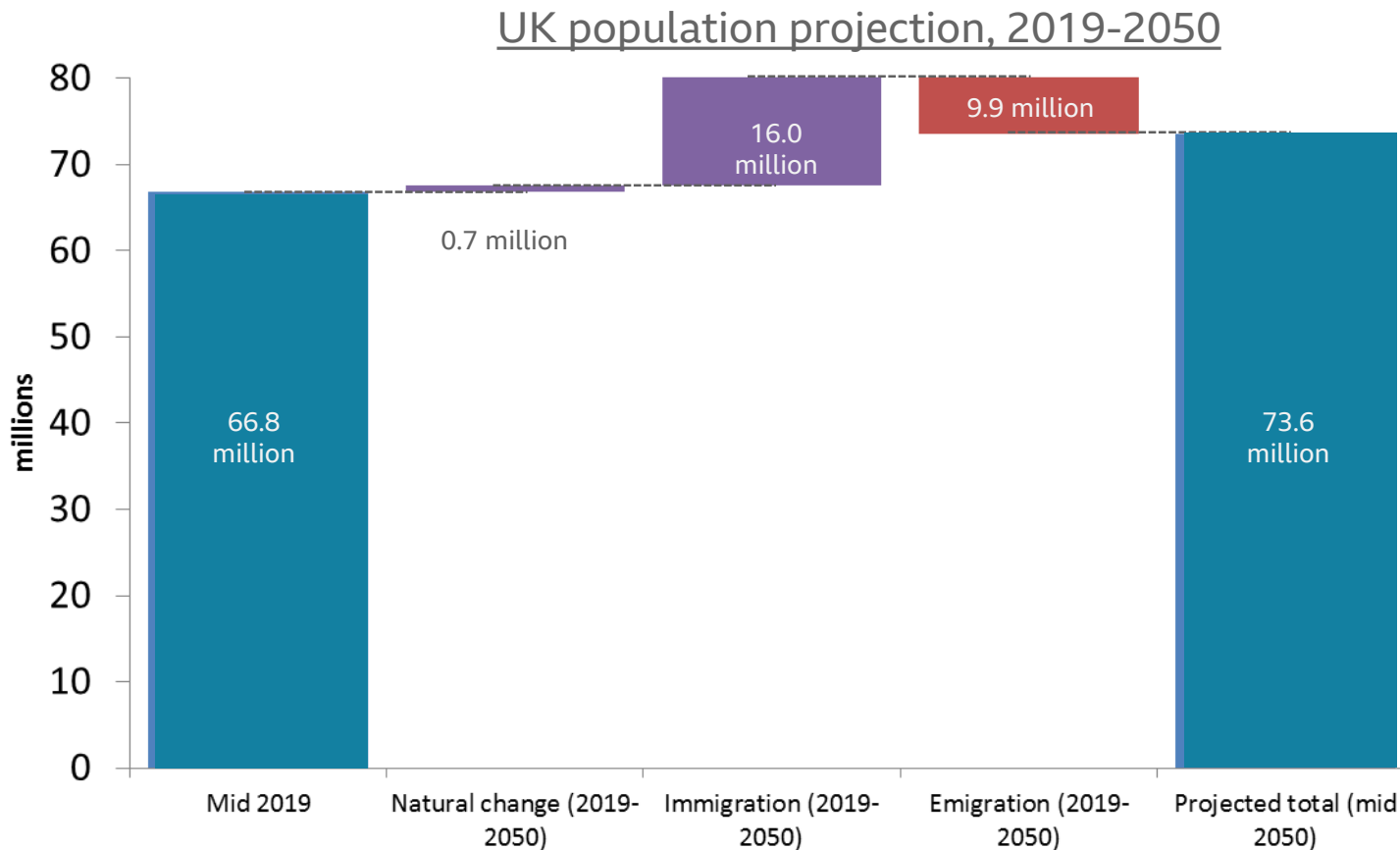


[ONS: 2011 UK census](#)

Immigration and religion

- The 2011 census showed that the UK’s foreign-born population was more likely to be religious than people born in the UK. Slightly more than a third of the country’s UK-born population either had “no religion” or “religion not stated”, compared with 20% of non UK-born people
- A large proportion of the EU foreign-born population are Catholics and Orthodox, so immigration has probably changed the mix of Christian belief
- 19% of people resident but not born in the UK are Muslim; whereas Muslims made up 3% of those born in the UK
- Only 2% of the UK-born population adhered to the world’s other four main religions (Judaism, Sikhism, Hinduism, and Buddhism). In contrast, 12% of the foreign-born population were adherents of those religions

Immigration is expected to continue contributing to population growth over the next 30 years



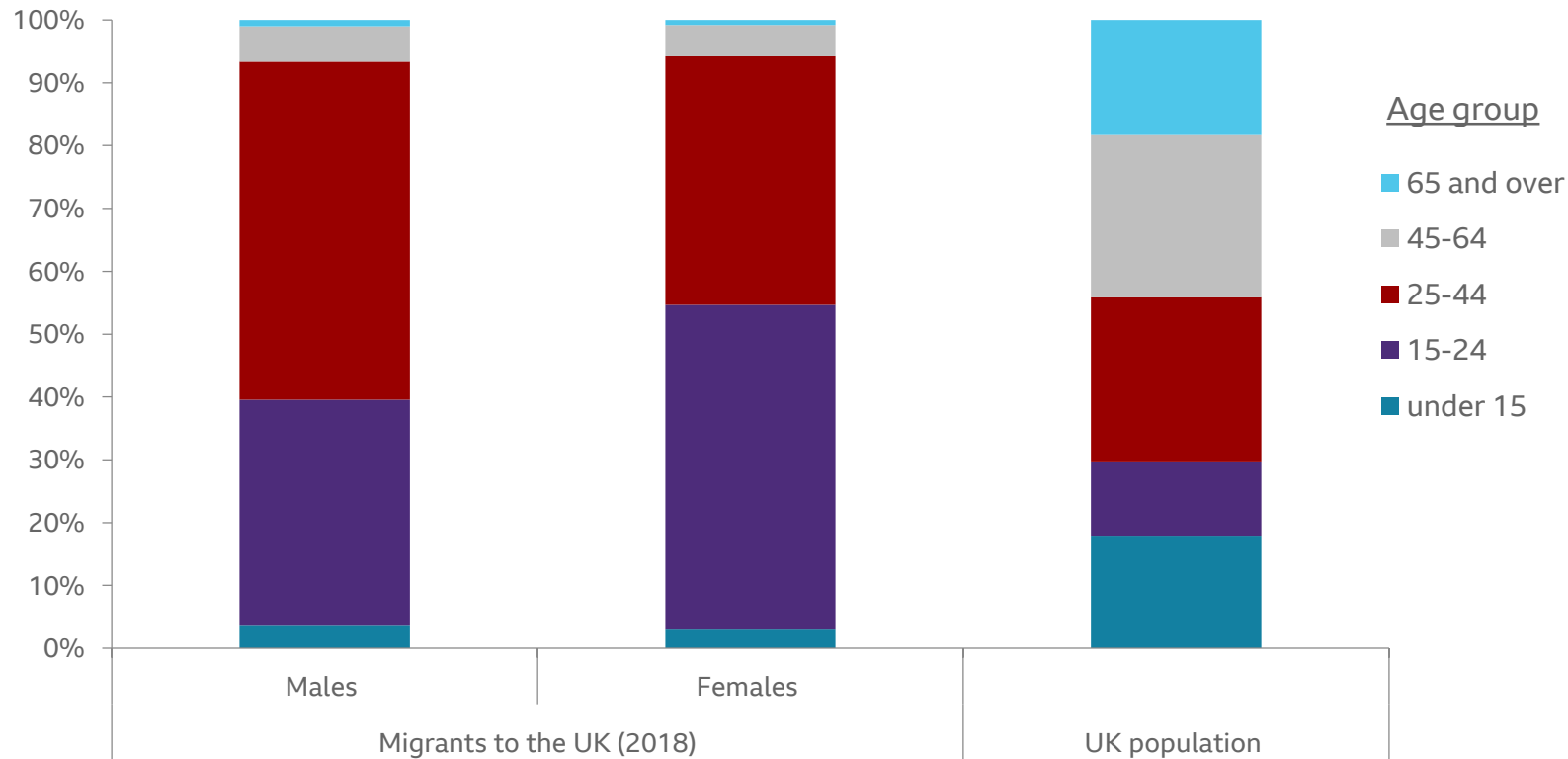
ONS population projections

- The UK population will grow to 73.6 million by 2050, according to projections by the government’s Office for National Statistics (ONS)
- The ONS has assumed net migration will average 190,000 per year
- More than three-quarters of the projected growth is expected to come directly or indirectly from net migration, and the rest from the rate of natural increase (births minus deaths) of the current population
- The projections are based on 2018 figures

[ONS: Population projection – UK summary \(October 2019\)](#)

Immigration slows the ageing of the UK population

UK population and immigration age mix



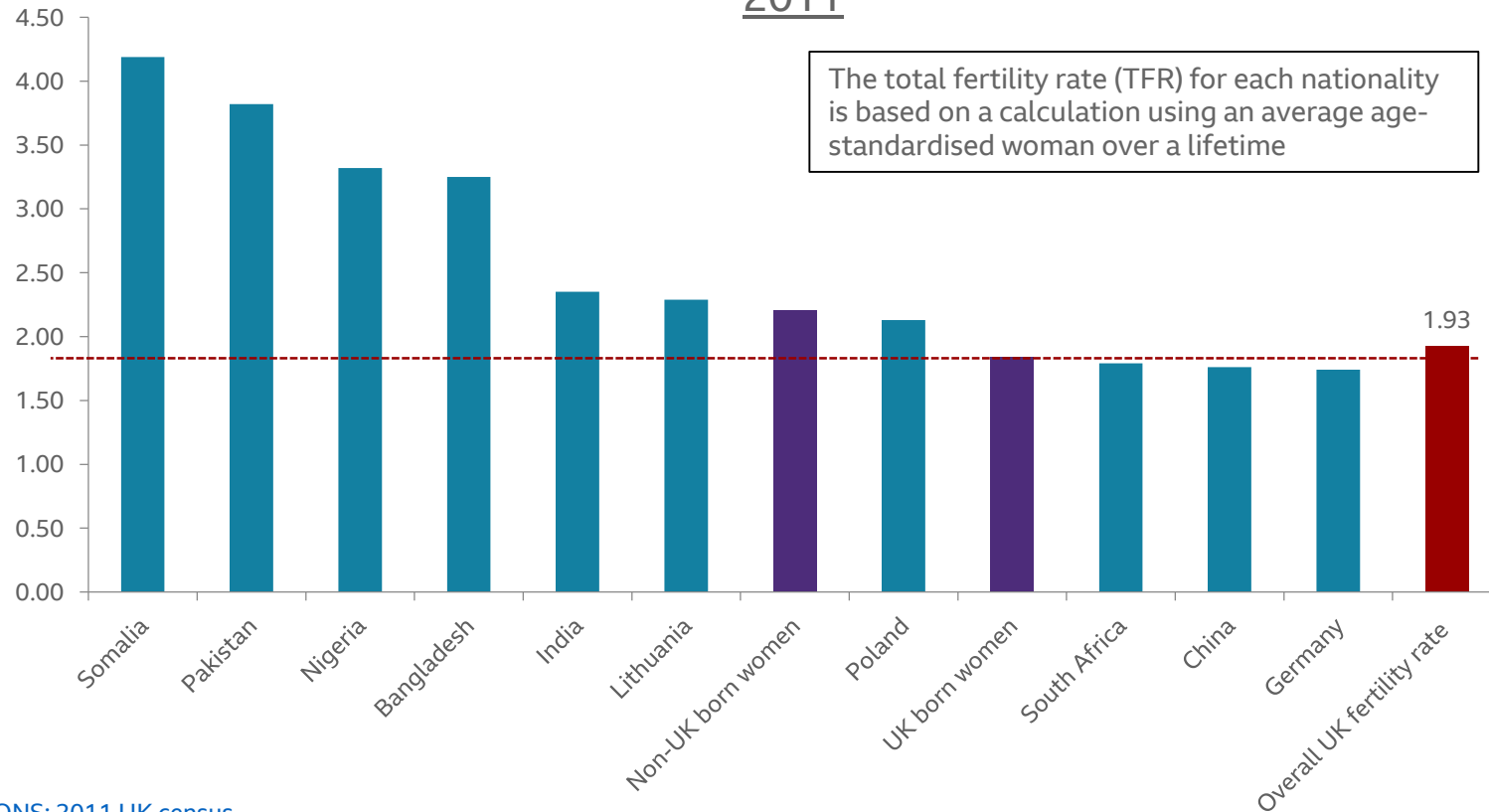
Immigration population

- More than 90% of UK immigrants arriving in 2018 are under 45, compared with less than 60% of the UK population generally
- As a result, immigration helps to reduce the age dependency ratio – the ratio of older economically inactive to younger economically active people in the population

[ONS: Long-term international migrants \(November 2019\)](#)
[ONS: Population estimates for the UK, mid-2018 \(June 2019\)](#)

The UK population is growing partly because of higher birth rates among some newer immigrant groups

Total fertility rate of top 10 most common nationalities of mothers in the UK, 2011



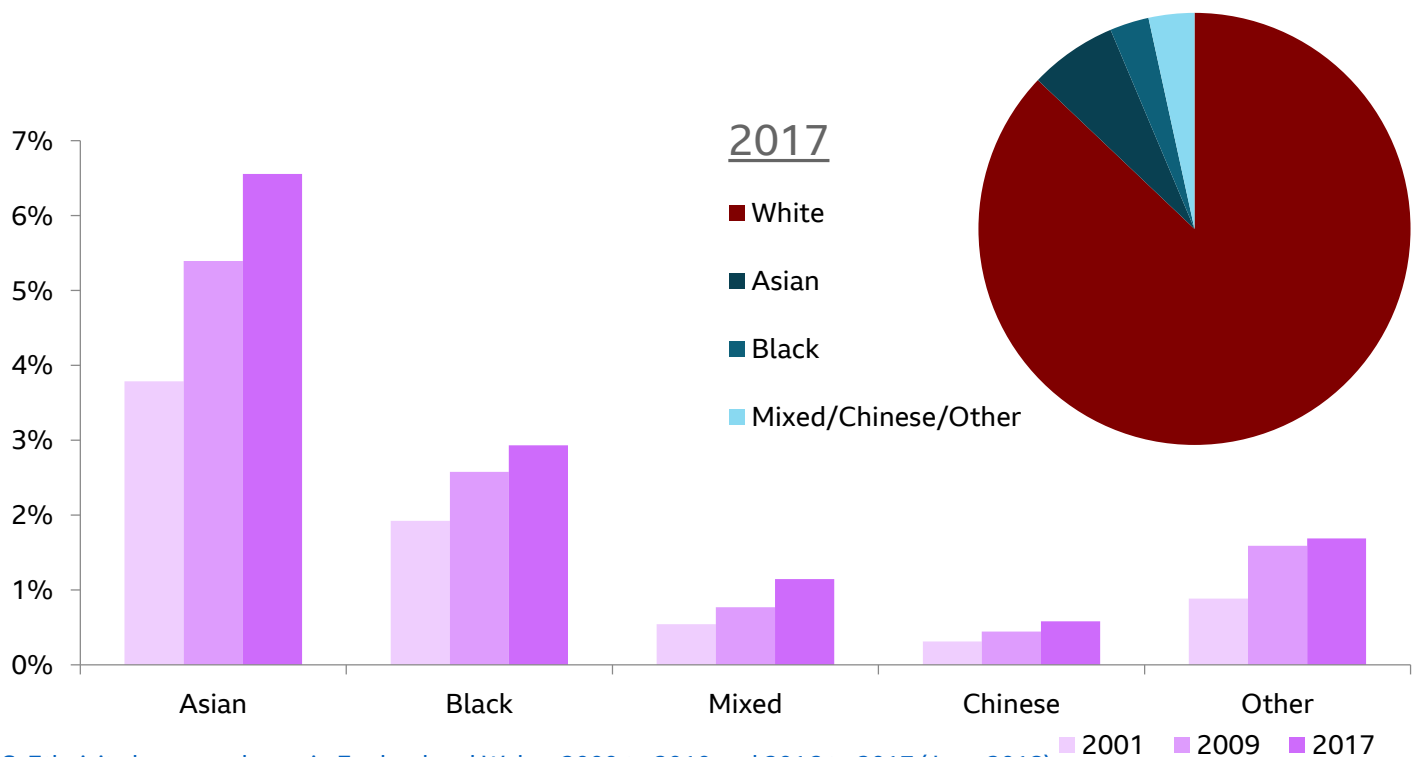
Total Fertility Rate (TFR) in the UK

- The fertility rate is the average number of children a mother could give birth to during her life
- The UK TFR has fallen since the 2011 census from 1.9 to 1.78 in 2018, compared with a European average of 1.6
- The fertility rate among many immigrant groups is higher than that of UK-born women, with foreign-born mothers now accounting for 28% of births in the UK
- Studies suggest the fertility rates of second- and third-generation immigrants have in the past reduced towards the UK average

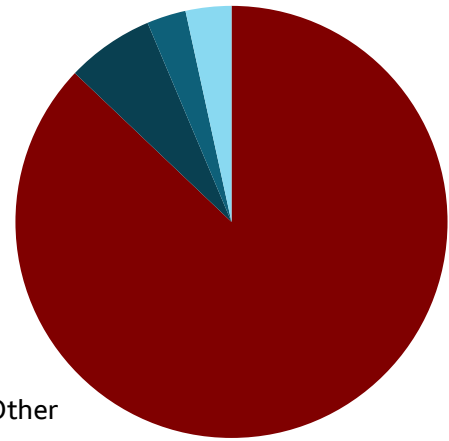
[ONS: 2011 UK census](#)
[Eurostat: Population database \(June 2019\)](#)

Net migration and higher fertility rates in some ethnic groups are shifting the demographic mix of England and Wales

England and Wales % population aged 16+ by ethnicity (non white), 2001-17



Ethnic population mix (all ages)

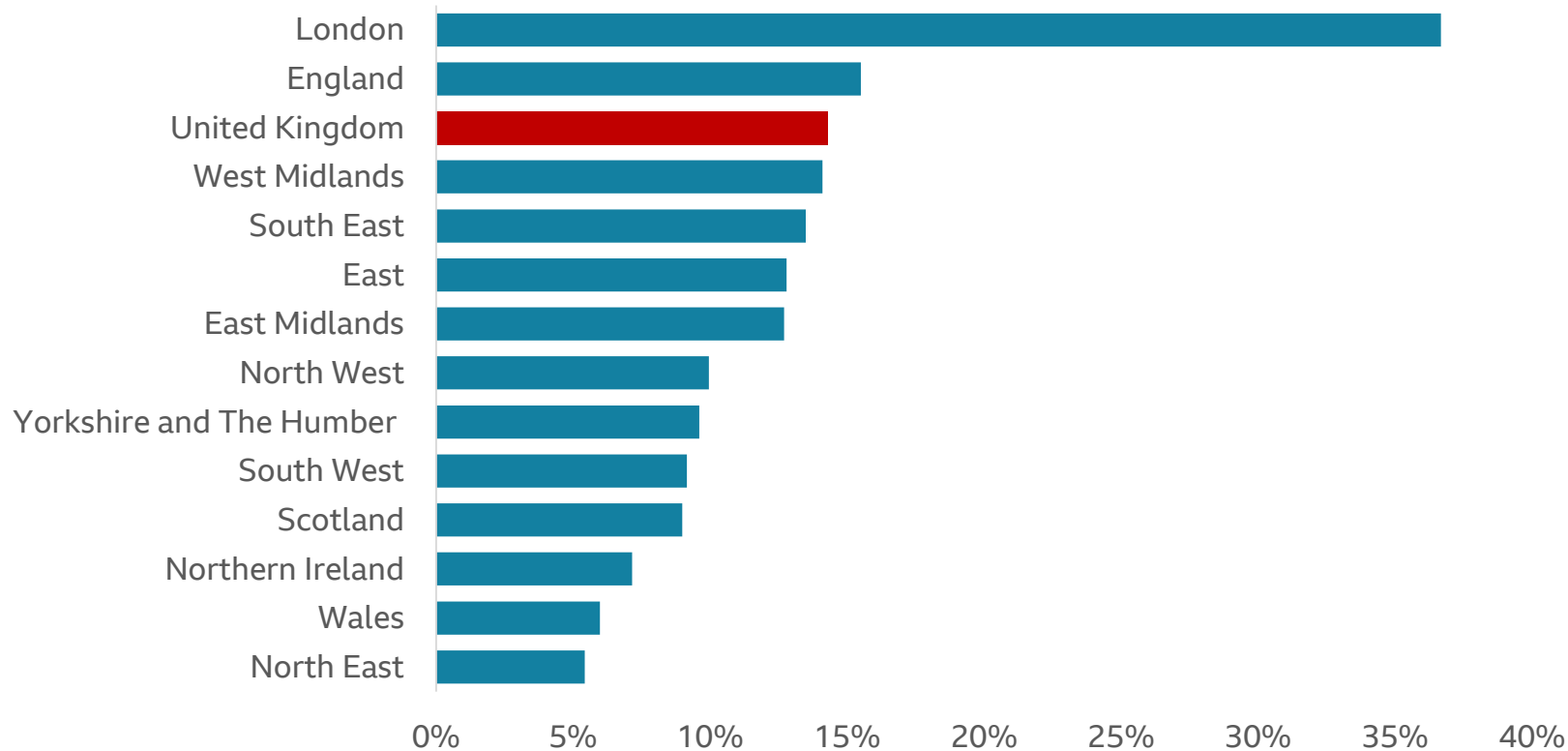


- White still dominates the ethnic mix of the population of England and Wales - but in 2016, at least 14% was from an ethnic minority. This consisted of:
- Black, African, Caribbean or Black British (3%)
- Asians, made up of mostly Indians and Pakistanis (7%)
- Mixed or multiple ethnic (2%)
- Chinese (0.5%)
- Other ethnic groups (2%)
- 6% of the population is now non-UK white

[ONS: Ethnicity by sex and ages in England and Wales, 2000 to 2010 and 2016 to 2017 \(June 2018\)](#)
[ONS: Ethnicity by sex and ages in England and Wales, 2011 to 2015 \(October 2018\)](#)

The percentage of foreign-born people varies by region

Foreign-born people as percentage of population by UK region, 2019



Foreign-born people in the UK

- The London region has by far the highest percentage of foreign-born people in the UK
- England as a whole has far more than Scotland, Wales, or Northern Ireland
- Overall, north-east England has the lowest proportion of foreign-born people in the UK

[ONS: Population of the UK by country of birth and nationality \(November 2019\)](#)

The fastest recent percentage growth in the immigrant population is in regions with previously small foreign-born populations

The recent impact of immigration on UK nations and regions

Region	2004 Foreign-born pop. (thousands)	2019 Foreign-born pop. (thousands)	% change
Scotland	203	483	138%
E. Midlands	264	602	128%
N. West	351	718	105%
S. West	248	505	104%
W. Midlands	404	822	103%
E. of England	390	789	102%
Wales	101	186	84%
S. East	667	1,219	83%
N. Ireland	73	133	82%
<i>UK</i>	<i>5,258</i>	<i>9,398</i>	<i>79%</i>
England	4,882	8,597	76%
Yorkshire & the Humber	299	520	74%
N. East	83	142	71%
London	2,176	3,279	51%

Changing immigration in the UK

- The number of foreign-born people has more than doubled in six nations and regions of the UK between 2004 and 2019
- London has by far the highest foreign-born population of any region, with more than a third of residents born outside the UK, but growth has slowed substantially

[ONS: Population of the UK by country of birth and nationality \(November 2019\)](#)

Some communities have seen rapid and dramatic rises in their foreign-born populations

Boston, Lincolnshire

- In the early 2000s, Boston experienced a rapid influx of migrants from Eastern Europe, many of whom work in agriculture
- Between 2004 – the year of the EU’s big expansion eastwards – and 2018, the Lincolnshire town’s population grew by almost 20%
- In 2001 virtually everyone in this community was white British, but 10 years later it was 84%. By 2018, the foreign-born population was almost twice the national average of 14%
- The speed of this dramatic cultural shift has seen tensions spill over into protest and is reflected in recent election results. In the 2016 EU referendum, more than 75% of Boston voted Leave. In the 2019 European parliamentary election, the Brexit Party returned 38% of the vote

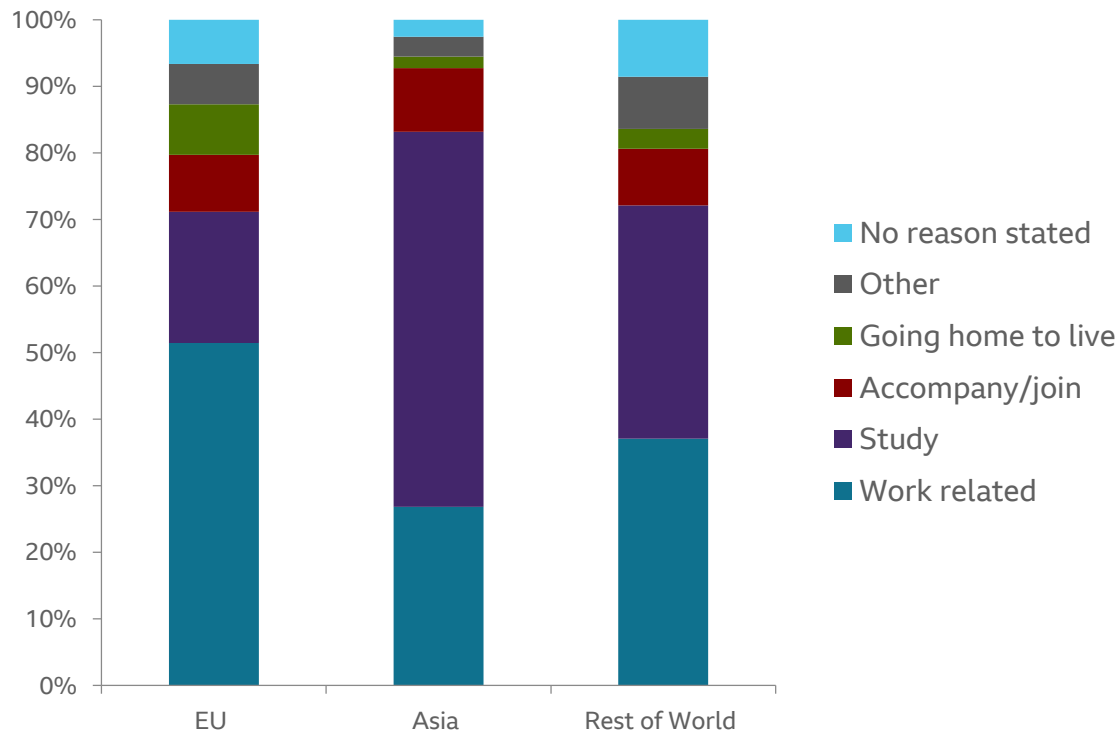


A peaceful protest in 2012 highlighted the pressure placed on local services by the numbers of migrant arrivals in the market town

[BBC News: Boston protest held over immigration levels \(November 2012\)](#)

Most immigrants come to the UK to work or study

Stated reasons for migration to the UK, 2018



Why the UK attracts immigrants

- EU migrants come to the UK primarily for work
- Nevertheless, immigration for work-related reasons has continued to fall since June 2016, and, at 103,000, is now at its lowest level since 2009
- Migrants from the rest of the world, particularly from Asia, come to the country primarily to study
- In the year ending March 2019, a record 218,000 immigrants travelled to the UK to study – the highest numbers since 2011

[ONS: International Passenger Survey \(November 2019\)](#)

In some sectors, EU and non-EU migrants make up a significant share of the workforce

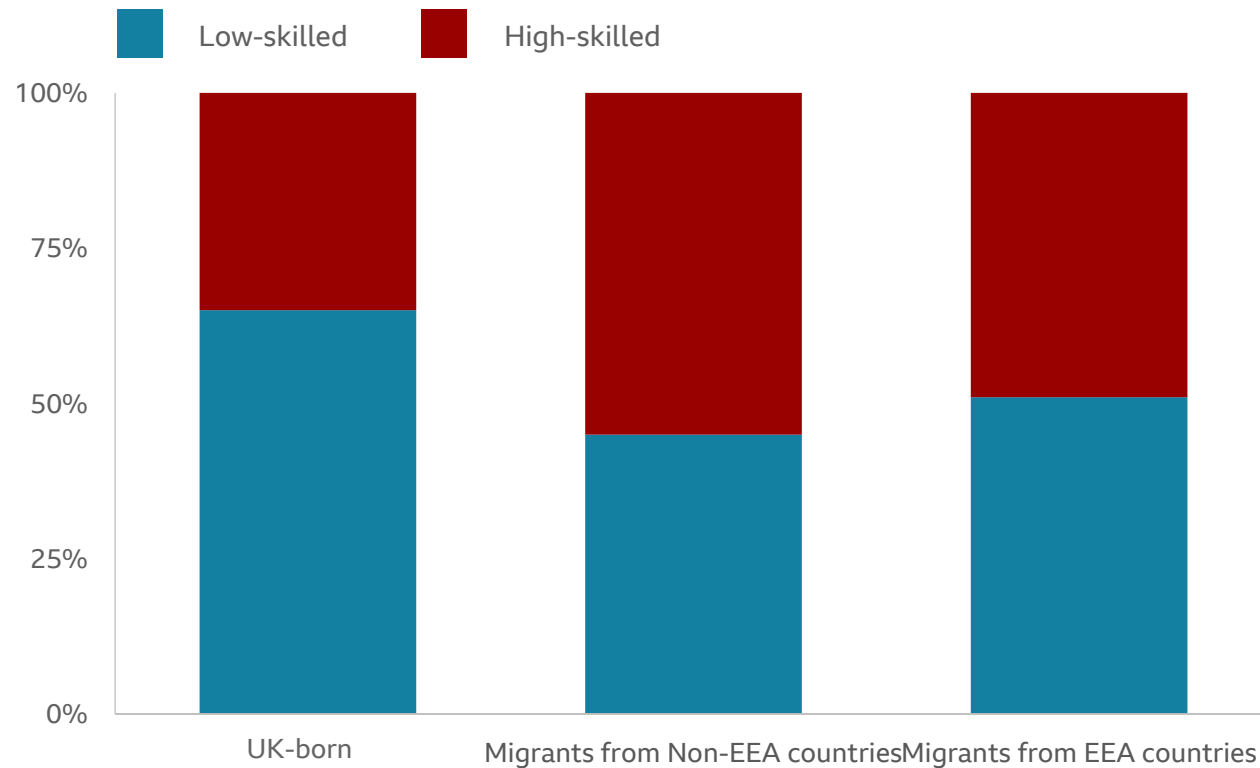
EU and non-EU migrants by industry, 2018

	Top 10 by workforce share, EU migrants	Industry share (%)	Number	Top 10 by workforce share, non-EU migrants	Industry share (%)	Number
1	Low-skilled factory & construction occ.	21%	109,000	Health professionals	17%	243,000
2	Factory & machine operators	17%	145,000	Food preparation & other skilled trades	16%	103,000
3	Food preparation & other skilled trades	13%	85,000	STEM professionals	15%	285,000
4	Low-skilled administration & service	12%	349,000	Drivers & mobile machine operators	14%	160,000
5	Drivers & mobile machine operators	11%	126,000	Low-skilled administration & service	12%	366,000
6	Skilled construction & building trades	9%	96,000	Business, media & public service professionals	12%	208,000
7	STEM professionals	9%	159,000	Caring personal service	12%	273,000
8	Leisure, travel & related personal service	8%	54,000	Other managers & proprietors	11%	107,000
9	STEM associate professionals	7%	47,000	Culture, media & sports	11%	87,000
10	Culture, media & sports	7%	54,000	Leisure, travel & related personal service	11%	72,000

[Migration Observatory: Migrants in the UK Labour Market \(July 2019\)](#)

Migrants tend to be more skilled than the UK-born population

The impact of immigration on the UK skills mix



Occupational distribution of workers by country of birth, 2018

- The proportion of Indian-born workers in the UK in the highest-skilled jobs is, at 45%, around 1.5 times that of UK-born workers
- It's different for other South Asian-born workers, with only 20% in the highest-skilled jobs. Around 15% are in the lowest-skilled, compared with 10% of UK-born workers
- European Economic Area migrants from before and after the 2004 accession are markedly split, with 30% of post-2004 migrants in the lowest skilled jobs compared with less than 10% of pre-2004 EEA migrants

[Migration Observatory: Migrants in the UK Labour Market \(July 2019\)](#)

EU migrants tend to be employed in lower-skilled jobs than migrants from outside the EU

EU workers

- EU workers are disproportionately represented in certain low-skilled jobs
- In 2016 nearly half of all packers, bottlers, canners and fillers were from the EU
- More than 40% of workers in food, drink and tobacco processing were from the EU
- Nearly a third of people employed in housekeeping were from the EU
- However, migrants from the original EU14 countries are more likely to be in high-skilled jobs than the UK-born population

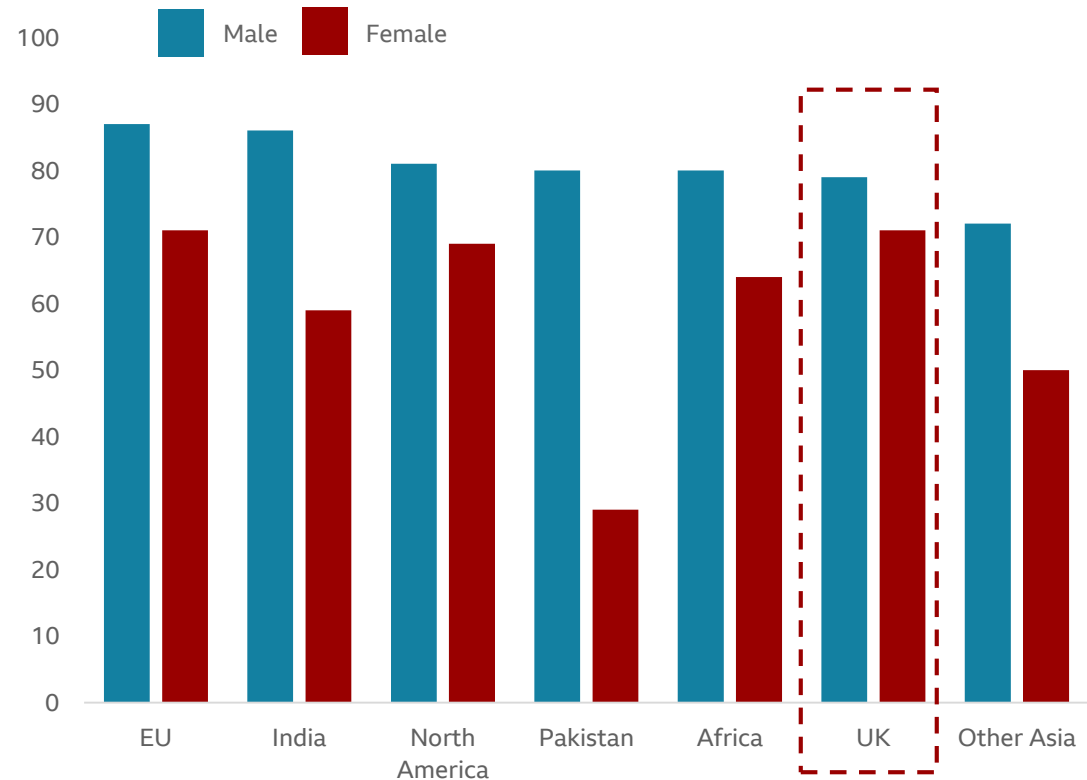
Non-EU workers

- A significantly higher proportion of non-EU workers are employed in the professions
- A quarter of medical practitioners are from outside the EU
- A quarter of IT and telecoms professionals are from outside the EU
- A quarter of authors, writers and translators are from outside the EU



Male migrants are more likely to be in work than the general male population

UK employment rate by country and region of birth, 2017



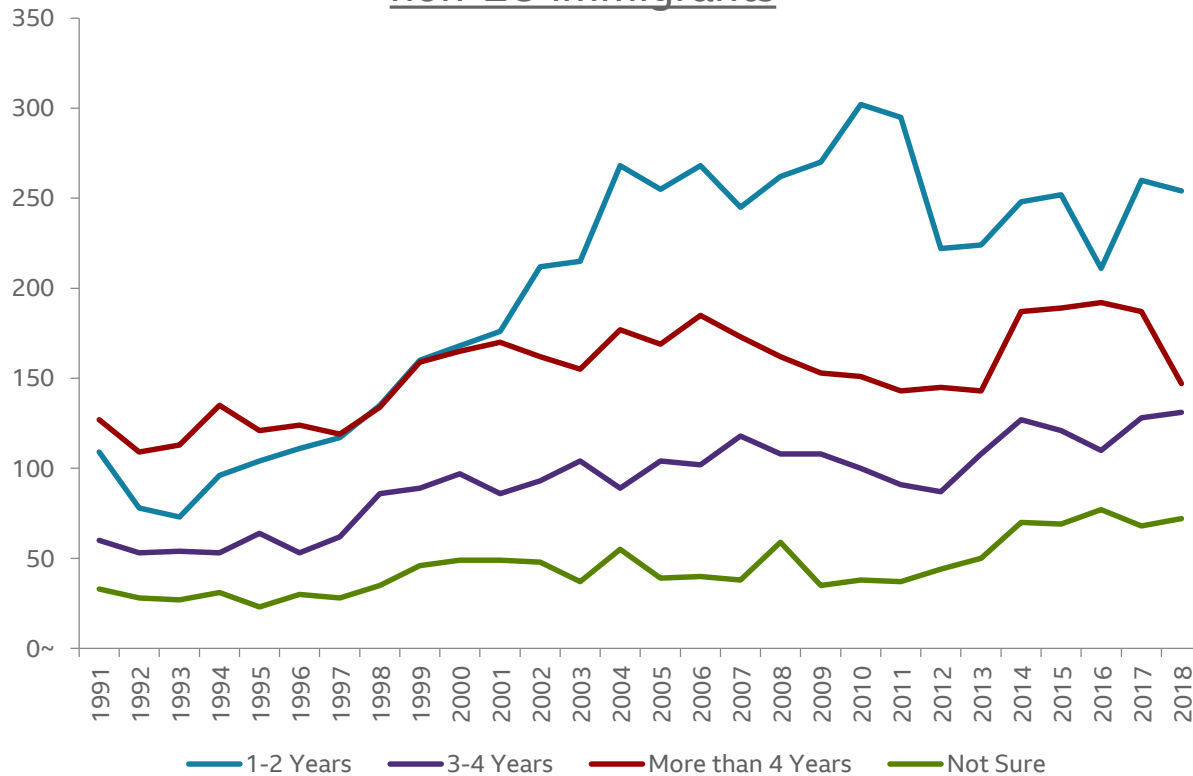
Immigration and work patterns

- Male migrants from all regions are overwhelmingly in work in the UK
- Migrants from the EU have higher rates of employment than British-born workers
- Work patterns among female migrants are highly variable
- UK-born women are employed at the highest rates, Pakistani-born women the lowest

[Migration Observatory: Migrants in the UK Labour Market \(July 2019\)](#)

Most UK immigrants ‘plan to stay for one-to-two years’

Length of intended stay in the UK, 1991-2018, non-EU immigrants



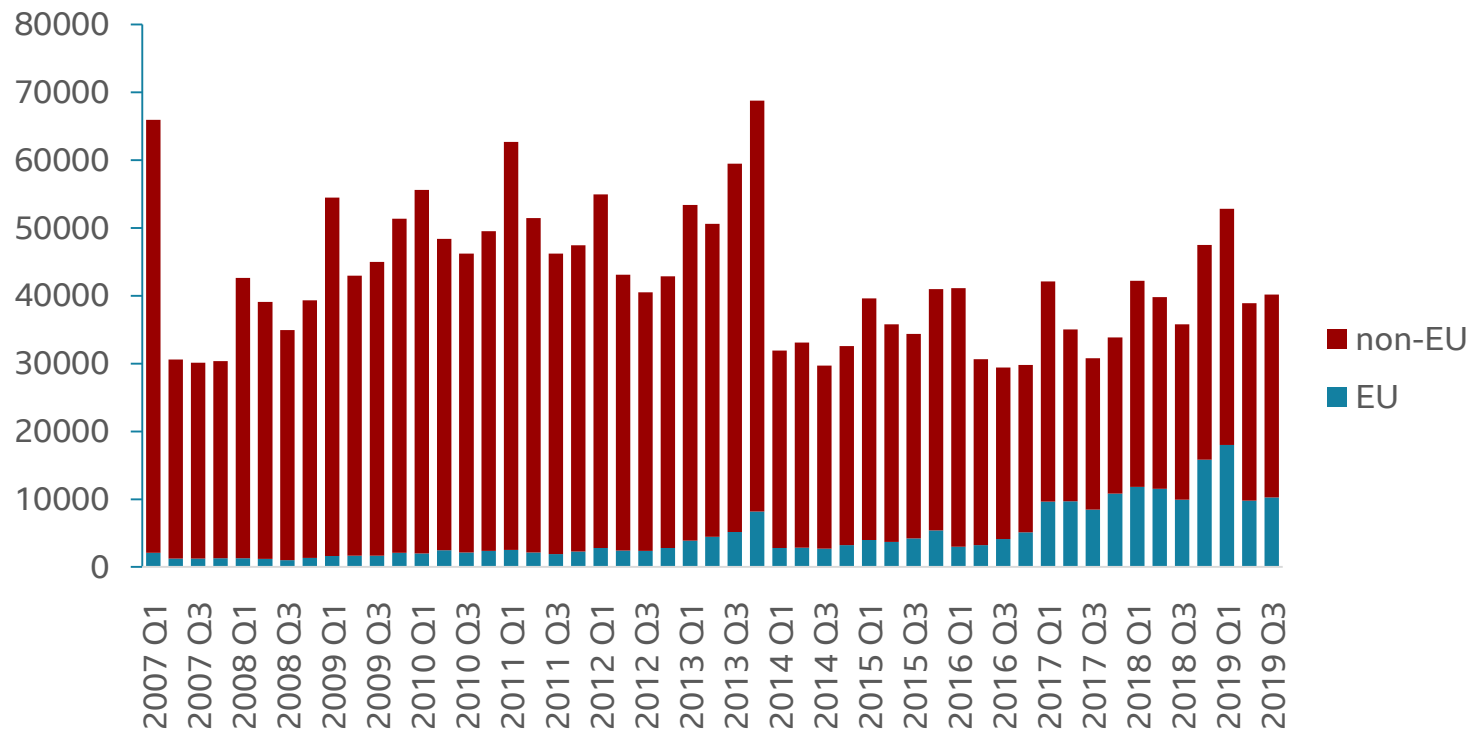
[ONS: Long-term international migration \(November 2019\)](#)
[ONS: Report on international migration data sources \(July 2018\)](#)

How long do immigrants actually stay?

- Most non-EU immigrants apply for visas of up to three years
- As the Office for National Statistics (ONS) reported in 2018, “very few stayed for the full duration of their valid visa”
- There were no formal exit checks in the UK between 1998, when they were scrapped, and their reintroduction in 2015. Ascertaining whether intended stays matched actual stays in that period is difficult
- Freedom of movement in the EU means EU immigrants do not need visas, so there is no formal check when they enter the UK

A significant number of non-EU migrants apply for UK citizenship

Applications for British citizenship by quarter, 2007-19



Applying for citizenship

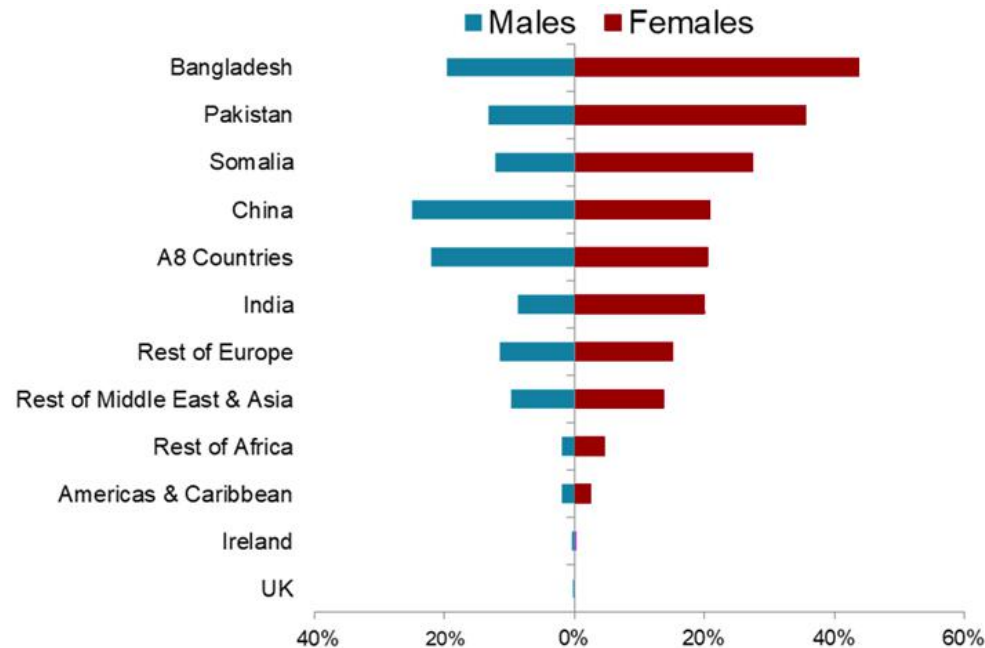
- The overwhelming majority of applications for British citizenship comes from non-EU countries - the largest number from an individual region in 2018 coming from South Asia (34,000+)
- The second-most represented region is Sub-Saharan Africa (30,000+ applications)
- The number of applications for UK citizenship from EU nationals has been far smaller, although it is growing

[Home Office: Immigration statistics quarterly release \(November 2019\)](#)

Overall proficiency in English among immigrants is high, although poor in certain communities

English language proficiency

Proportion of people who couldn't speak English well or at all by country of birth and gender



Key Findings on English language skills

- In the 2011 Census:
 - about 8% of the 16+ population of England and Wales (3.6m people) did not have English as their main language
 - 2% of the 16+ population (760,000 people) could not speak English well or at all
- Among women from Bangladesh, Pakistan, Somalia and India, 20% - 40% could not speak English well or at all
- Among Bangladeshi and Chinese men, and men from the A8 EU countries (eg Poland and Latvia), between a fifth and a third had little or no English

Summary

UK Immigration: Demographic and Social Impact

Immigration has been the main factor driving a big increase in the British population over the last decade, both directly in terms of net migration and indirectly in terms of the higher fertility rate of some immigrant groups. Immigration is also likely to be the main factor driving future population growth.

The main reasons immigrants come to the UK are to work or study. They tend to be more skilled than those born in the UK. EU migrants tend to work in lower-skilled occupations than those from non-EU countries.

Immigrants make a substantial contribution to the UK's workforce. In some UK sectors, EU or non-EU migrants make up more than 15% of the workforce.

Immigration helps to increase the economically active share of the population while creating a more ethnically and culturally diverse nation. Some areas of the UK with traditionally small proportions of immigrants have seen substantial increases in the foreign-born population over the past 15 years.



1 194.38
Vol: 635.25 M

12.00
0.011
-14.00
-26.00

56.45
43.38
21.55
6.57



BBC Briefing - Immigration

Part 6/9

UK Immigration: Economic Impact

Is immigration good for the UK economy?

What impact does it have on wages, jobs and prosperity?



BBC Briefing - Immigration

“(In economics) one can make approximate statements in a common sense sort of way which may appear superficially satisfactory. But if someone begins to ask one intelligent and penetrating questions it is only possible to deal with them by means of something more complicated!”

John Maynard Keynes

In theory, immigration is likely to boost an economy's overall size

Impact of immigration on GDP

- Economic theory identifies a number of positive effects that immigration could have on the national economy
- Immigration provides additional labour which enables more output (as does the increased supply of capital or more raw materials)
- Immigration can further expand the economy once the new arrivals generate new jobs and start spending their wages in the domestic economy or paying taxes (which are then spent on increased public sector investment)
- Immigration will expand the economy still further as the increased labour supply stimulates more investment

The impact will vary depending on whether:

- migrants are willing and able to work
- migrant skills complement those of the existing workforce rather than substitute them
- the economy is healthy (allowing displaced workers to find new jobs, and enabling further investment to take advantage of a greater labour supply)
- there is a flexible labour market (allowing any displaced workers to find new jobs)
- migrants transfer enough money back to their countries of origin (that is, if foreign remittances are low)

Evidence suggests net migration has boosted overall GDP in the UK, but its impact on GDP per head may be more marginal

Impact of immigration on individual prosperity

- Several studies have suggested high net migration in the UK has helped boost GDP
- Most studies into the impact on GDP per head suggest more modest gains
- In 2011 the National Institute for Economic and Social Research found a positive impact of around 0.2% per head in the long run from immigration from EU countries that joined in 2004 (Poland, Latvia, etc.)
- Consistent with these estimates, in 2017 the centre-right think tank Policy Exchange argued the recent rise in immigration was linked to improved growth in GDP per head of 1% in the period 2010-2016



The UK loses more money in remittances than it receives from abroad

Remittances to and from the UK

Year	Inward remittance flows (£ billions)	Outward remittance flows (£ billions)	Net outward remittance flow (£ billions)
2009	6.4	11.3	4.9
2010	6.0	11.7	5.7
2011	6.2	12.1	5.9
2012	6.0	12.3	6.3
2013	5.9	12.8	6.9
2014	6.0	14.1	8.1
2015	6.1	13.1	7.0
2016	5.6	12.4	6.8
2017	5.4	11.9	6.5

Converted into £ using exchange rate at 06/08/19
[World Bank: Migration and remittances \(April 2019\)](#)

Immigration and remittances

- A remittance is a transfer of money by a foreign worker to an individual in their home country
- Remittances sent home from migrants in the UK are consistently greater than remittances received from Britons living abroad
- In 2017 the UK was the 13th-largest country in the world by net-outwards remittances, and 15th by gross-outward remittances
- According to World Bank estimates, Nigeria received the most remittances from the UK in 2017, followed in order by India, France, Pakistan, Germany and Poland
- In 2017, £11.9bn was sent out from the UK; £5.4bn was received. The net remittance outflow was thus about £6.5bn

There are concerns about the direct impact of net migration on employment and overall wage levels

Social unease about the economic impact of immigration

- Some British people perceive that immigrants displace actual or potential British jobs
- In 2008, 2009 and 2010, building workers repeatedly protested over the use of Spanish labour at the building of a new power station at Staythorpe in Nottinghamshire
- In February 2017 the Sun ran an editorial saying: *“Brits are suffering from immigrants taking their jobs for half the price. We need an immigration deal that works for everyone - not just bosses who want cut-price labour”*

[The Sun: Brits are suffering from immigrants taking their jobs for half the price \(February 2017\)](#)

Political unease about the economic impact of immigration

- The view that employing immigrants lowers wages is often articulated by politicians
- Speaking at JCB’s headquarters in Staffordshire in January 2019, Boris Johnson said:
 - *“We know one of the ways big corporations have held wages down is that they have had access to unlimited pools of labour from other countries... We need to think carefully about how we control immigration”*
- Referring to immigration, then Home Secretary Theresa May told the Conservative Party Conference in October 2015:
 - *“We know that for people in low-paid jobs, wages are forced down even further while some people are forced out of work altogether”*

Evidence suggests immigration does not significantly displace British jobs except when the economy is weak

Evidence on employment effects

- A 2018 Migration Advisory Committee (MAC) study found immigration has no or little impact on the employment prospects of UK-born workers
- Where it exists, it tends to occur during periods of a weak economy, when individuals are prepared to work for lower pay, displacing existing workers
- An earlier study by the MAC reached a tentative conclusion that there had been some displacement of British workers by non British-born workers, albeit limited. The Committee reported:
 - *“Any associated displacement of British-born workers was around 160,000 of the additional 2.1 million jobs held by migrants, or about one in 13”*
 - But it added: *“It would not be appropriate to assume the same impact in a time of strong economic growth”*



There is some evidence that immigration boosts innovation

Immigration and innovation

A 2018 report by the Migration Advisory Committee (MAC) found some evidence that high-skilled immigrants contribute positively to innovation levels in the UK. For example,

- in 2016, per million dollars spent on research and development, the UK had more research articles and citations than most comparator nations, and above average for the G8 and the EU
- in 2014, 15% of the world's highly-cited articles came from the UK, and 9% of patents around the world cited UK research

Other studies, in 2014 and 2015, found links between skilled immigrant labour and the proportion of firms engaged locally in product innovation, or the number of patents across Europe

[Gagliardi: Does skilled migration foster innovative performance? \(January 2014\)](#)
[Bosetti et al: Migration of skilled workers and innovation \(July 2015\)](#)
[MAC: EEA migration \(September 2018\)](#)



Karan Bilimoria is an Indian-born British entrepreneur who founded Cobra Beer

Writing in the Guardian in 2018, Lord Bilmoria warned that Britain “is losing the battle to attract talented and committed international students from across the world” as a result of previous government efforts to impose overly restrictive immigration targets

Migration appears to have little impact on average wages

Immigration and wages

- There has been a series of studies in the UK examining the wage effects of immigration
- The vast majority “*have generally found little or no impact on average wages*” (the government’s Migration Advisory Committee 2018)
- MAC’s findings refer to the average earnings of all UK workers taken as a whole so they do not take account of localised effects, nor the impact at the top and bottom of the wage scales



[Dustmann et al: The impact of migration: a review of the economic evidence \(November 2007\)](#)
[MAC: EEA migration \(September 2018\)](#)
[Nickell and Saleheen: The impact of immigration on occupational wages \(December 2015\)](#)

Migrants can lower wages at the bottom of the earnings scale and raise them at the top

Effects of immigration at lower wage levels

- Labour market studies generally show that at the lower, unskilled end, immigration tends to depress wages
- Estimates for the impact range from a decline of 0.6% to just under 0.2% in the wages of the 5% lowest paid workers
- Some studies have found that people most likely to be affected by low-paid competition are immigrants already in the UK

Effects of immigration at higher wage levels

- The government's Migration Advisory Committee (MAC) suggests a 0.3% - 0.7% increase in wages, at the top end of the labour market
- The availability of more skilled migrant labour enables the most skilled workforce to specialise in higher-value employment
- The availability of less skilled migrants allows the higher skilled to devote more time to work, as migrants help to support their non-work needs – child care, cleaning etc




[Dustmann et al: The impact of migration: a review of the economic evidence \(November 2007\)](#)
[MAC: EEA migration \(September 2018\)](#)
[Nickell and Saleheen: The impact of immigration on occupational wages \(December 2015\)](#)
[Manacorda et al: The impact of immigration on the structure of wages \(August 2010\)](#)

Immigration is one pressure determining house prices and supply

Factors which drive house prices and supply

- In 2018, government analysis suggested net migration had pushed up house prices by 21% in real terms (after adjusting for inflation) over the last 25 years, but that the biggest driver was income growth (150%)
- Between 1991 and 2016, overall house prices rose by 137% in real terms
- The government also suggested immigrant arrivals made some areas less attractive to existing residents, which can reduce prices
- In 2017 the Labour Force Survey found that foreign-born individuals were less likely to own a home - 42% compared with 69% of British-born people – and almost three times more likely to rent (41%) than British-born people (15%)
- Although new households in England are projected to grow by almost 160,000 per year, the lack of suitable, affordable accommodation is often cited as another pressure on housing needs

[Migration Observatory: Migrants and housing in the UK \(October 2019\)](#)
[MHCLG: Analysis of the determinants of house price changes \(April 2018\)](#)
[MAC: EEA migration \(September 2018\)](#)
[Full Fact: Have house prices risen because of immigrants? \(April 2018\)](#)



GETTY



BBC Briefing - Immigration

Summary

UK Immigration: Economic Impact

Although immigration increases the overall size of the economy, the effect on GDP per head seems more limited.

Evidence suggests that immigrants do not take jobs from the UK-born population, except possibly during economic downturns. And while immigrants do not affect overall wage levels, they can lower them at the bottom end and raise them at the top. Immigration may also have contributed to some house price inflation.





BBC Briefing - Immigration

Part 7/9

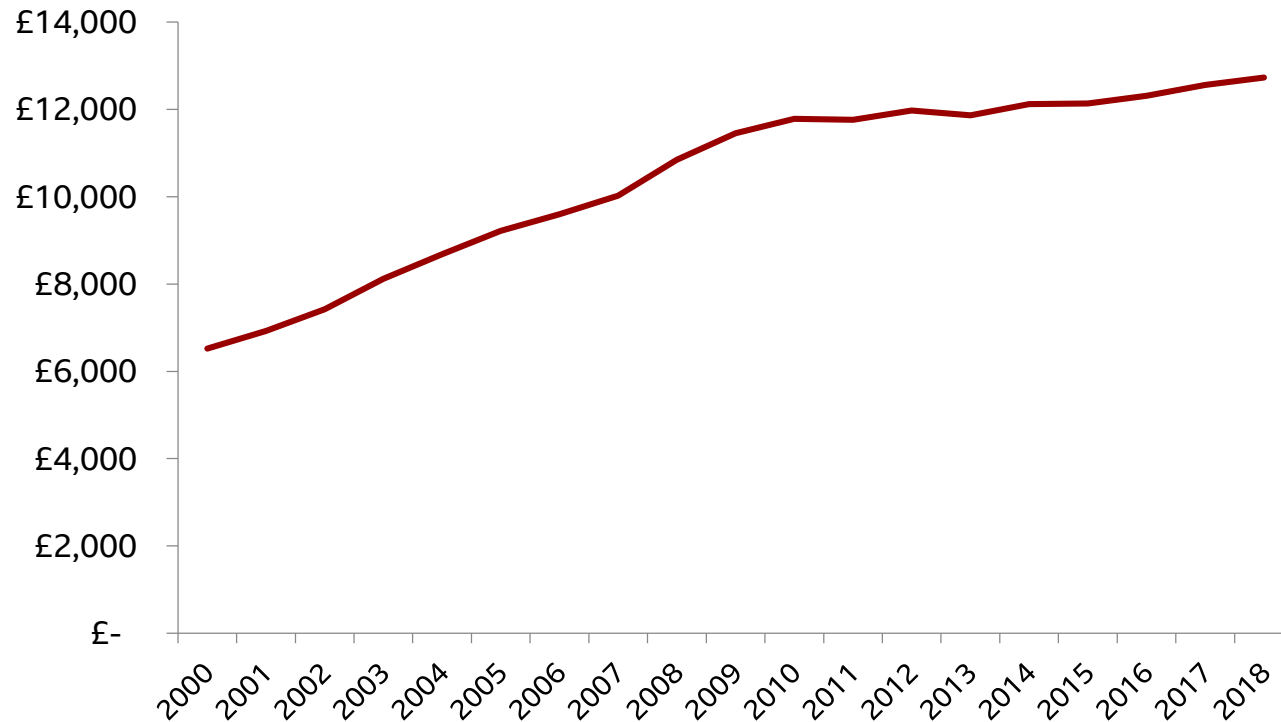
UK Immigration: Impact on Public Finances and Public Services

Do immigrants make a fair contribution to UK public finances?

Do they make disproportionate demands on hospitals, schools, and the welfare system?

Public spending per head has been flat over the past decade

Total managed public expenditure per head, 2000-2018 (current prices, not seasonally adjusted)



The Financial Crisis

- The financial crisis of 2008 triggered a large increase in the government’s national deficit – the excess of public spending over income from tax, the difference being funded by the government taking on debt
- In 2009, the national deficit rose to 10% of GDP
- Since then, economic growth has been used by government to pay down its debt and to reduce the deficit rather than increase public spending
- Flat public spending per head over the past decade, after a period of growth, has strained public services

[ONS: Public sector finances time series \(November 2019\)](#)

[ONS: UK population time series \(June 2019\)](#)



Immigrants both contribute towards and use public services

Contributions towards public services

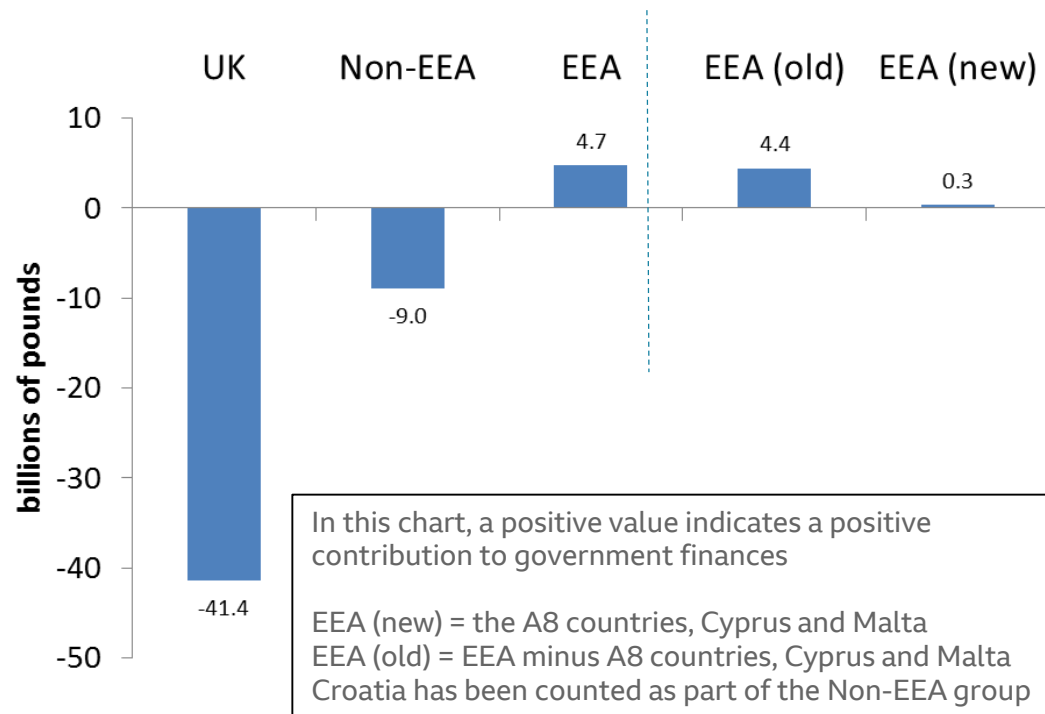
- Immigrants pay taxes when they:
 - work
 - spend in the UK
 - establish businesses
 - buy and sell assets in the UK
- Immigrants contribute as members of the public sector workforce at every level

Use of public services

- Immigrants make direct use of public services or claim benefits
- Their children and older joining dependants make use of public services and receive benefits
- Immigrants who remain for a long period become long-term beneficiaries of public services and benefits such as healthcare and pensions

European Economic Area migrants make a positive contribution to government finances

Total contribution to UK public sector net borrowing by country of birth, 2016/7



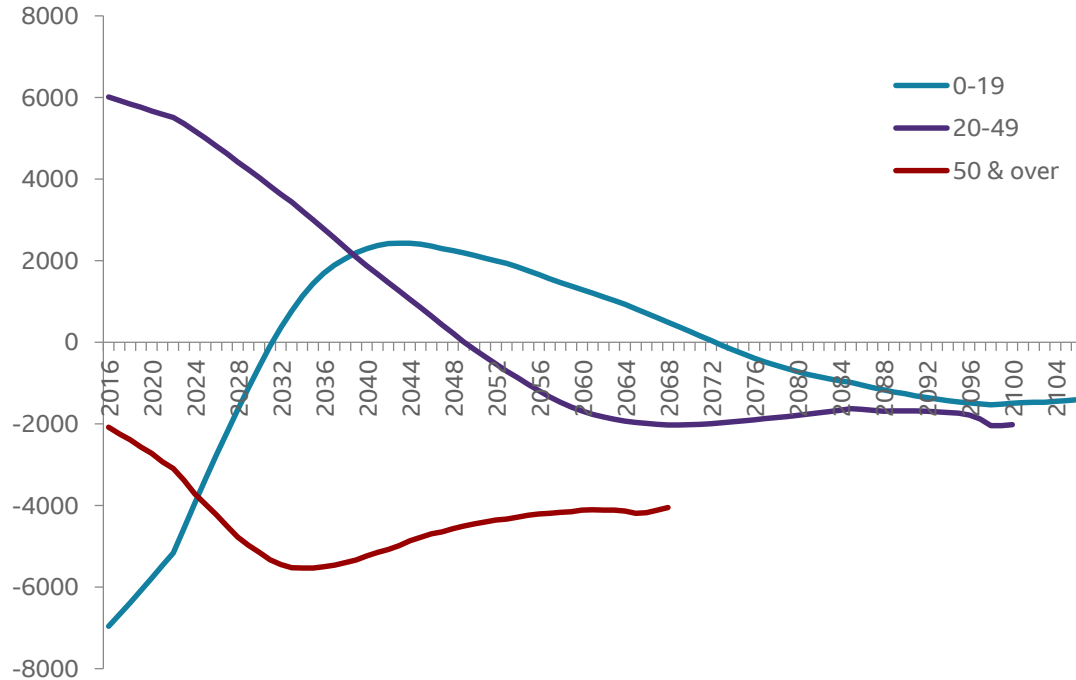
Differences in fiscal impact on the UK

- Oxford Economics studied the impact of migration in the tax year 2016-17, when the UK deficit was £46bn and 18% of the population - almost nine million people – were migrant adults aged over 16
- Their study revealed that UK-born adults (including retirees) received on average £970 per head from the public purse
- By comparison, adult immigrants from the European Economic Area (EEA) – the EU plus Iceland, Liechtenstein and Norway – were net contributors to the Exchequer – by on average £2,870 per person for the "old" EEA countries, and by £160 per person for "new" ones that joined the EU from 2004
- EEA immigrants have high employment rates
- Non-EEA migrants received on average more in benefits and public services than they contributed - reflecting the fact that they tend to have lower employment rates and do not enter through the work route (which requires them to be highly paid)

[MAC: EEA migration – Oxford Economics report \(September 2018\)](#)

Recent immigrants are expected to make a positive contribution to public finances over their lifetime

Annual average net fiscal contribution over lifecycle of 2016 arrivals



Long-term fiscal impact

- Working-age immigrants start with a positive financial contribution to government funds which eventually turns negative as they age
- Those arriving as children make a negative net contribution initially which then becomes positive as they start to work
- MAC projects that the 515,000 migrants who arrived in 2016 will make a collective net lifetime contribution of £27bn to the Exchequer
 - EEA migrants will each contribute about £78,000 over their lifetime (2017 prices)
 - Non-EEA migrants are estimated to make a positive lifetime contribution of £28,000 per head
- These figures assume that migrants and their children use public services in the same way as those born in the UK

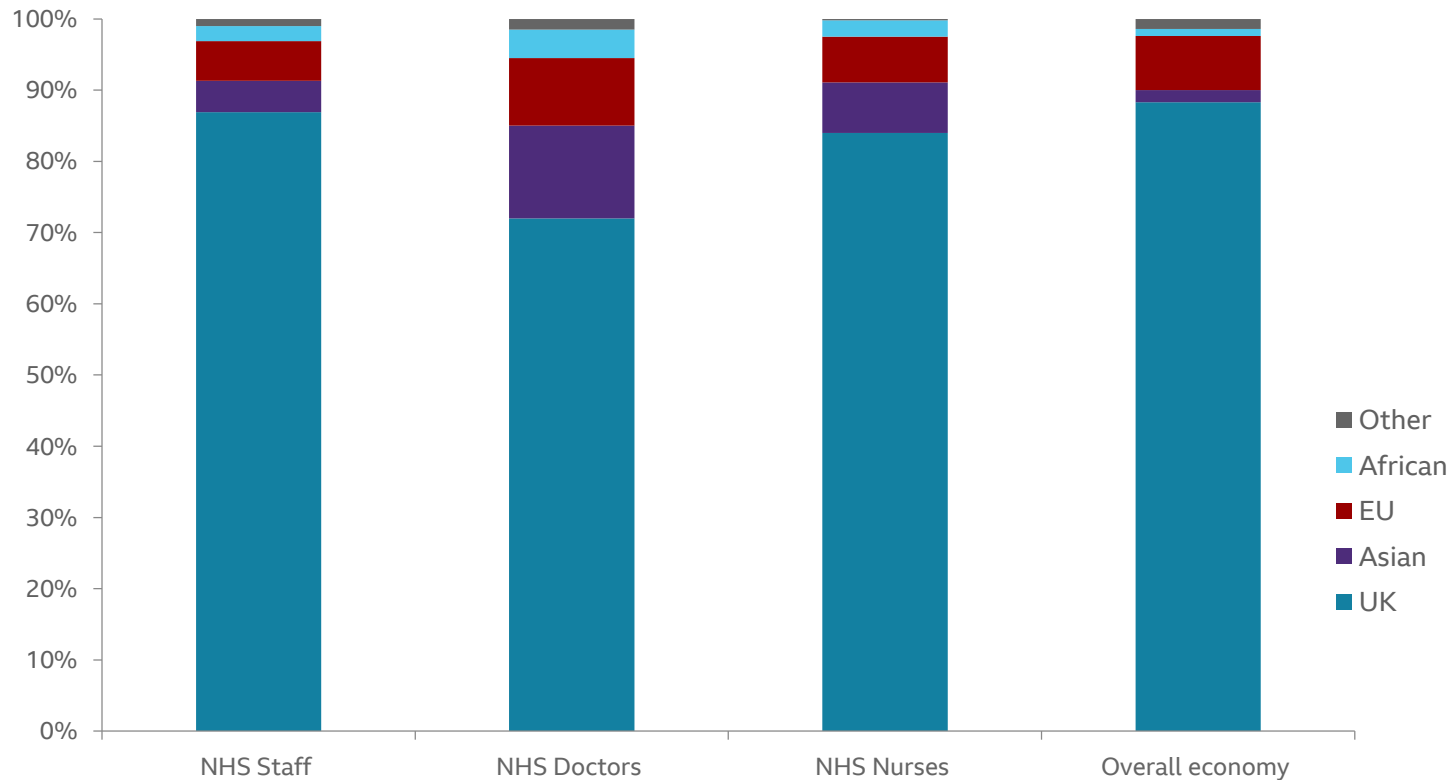
Immigrants are less likely to use the National Health Service than the general UK population

Immigration and the NHS

- The 2018 report of the government's Migration Advisory Committee concluded that:
 - *“EEA migrants contribute much more to the health service and the provision of social care in financial resources and through work than they consume in services”*
- And a 2011 study cited in the MAC report found that all migrants (not just EEA) were about half as likely to have a hospital admission as the general population
- Immigrants have a much younger age profile than the general UK population, and young people use health services less
- Healthcare spending is concentrated on elderly people: a 2016 report from the Office for Budget Responsibility found that about £4,000 a year is spent on a 70-year-old, compared with £1,100 on a 25-year-old
- As a result, immigrants are currently proportionately both less likely to use the NHS, and to be less of a financial burden on the NHS, than the UK population as a whole

Immigrants are more likely than the overall UK population to work in the NHS

NHS employees by nationality, March 2019



Immigrant NHS workers

- While 87% of its workforce is British by nationality, the NHS in England has a smaller proportion of UK nationals, particularly in frontline services, such as doctors and nurses
- Only 72% of NHS doctors in England are British nationals: 13% are from Asia, while 9.5% are from the European Union
- Among NHS doctors, there are more than 10,000 Indian and Pakistani nationals
- There are more than 12,000 Philippine nurses in the NHS in England

[House of Commons Library: NHS staff from overseas \(July 2019\)](#)
[NHS Digital: NHS workforce statistics \(June 2019\)](#)

Although immigrants have an overall positive effect on the NHS, they can create localised pressure points

Overstretched services in Peterborough

- Peterborough has been one of the fastest-growing cities in the UK since 2001, driven partly by immigration and investment in financial services and distribution
- More than 14,000 of the 24,000 or more migrants who moved to Peterborough between 2001 and 2011 were from Eastern Europe
- Peterborough has one of the highest birth rates in the country
- Between 2013 and 2015, the maternity unit at the city hospital had to close to new admissions temporarily on 41 occasions. According to local hospital authorities at the time, an increasing local population, rising obesity and birth rates were among the reasons



Peterborough City Hospital is part of the North West Anglia NHS Foundation Trust



The social care sector relies heavily on immigrant carers

Immigrant workers in the social care sector

- Social care charity Skills for Care estimates that an extra 700,000 care staff will be needed in the next 12 years
- Low wages and difficult hours make it hard for employers to recruit from the British population
- Skills for Care reports that, of the 1.35 million adult social care jobs in the UK, around 233,000 are held by people with a non-British nationality (104,000 EU; 129,000 non-EU)
 - 18% of the social care workforce are non-British nationals, compared with 8% of the wider UK population
- The Care Association Alliance said in 2017:
 - *“EU staff represent the single fastest-growing pool of new care assistants, according to our analysis. In 2010 there were 735 carers recruited from the EU and this grew to 6,304 in 2016.”*
- Recent migrants make few demands on the social care system, which are largely limited to elderly dependants

[Care Association: response to MAC consultation \(March 2018\)](#)
[Skills for Care: Adult social care workforce data \(September 2018\)](#)



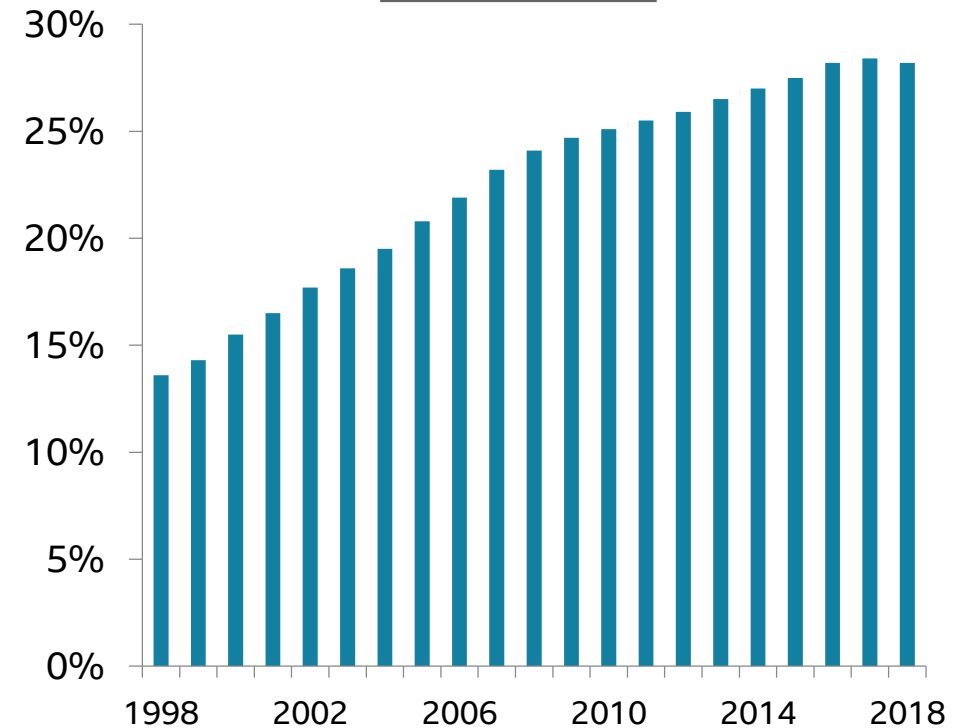
Nearly one in five social care workers is an EU or non-EU immigrant

Migration has been a factor in the rising population in England's schools

Immigrants and school places

- A growing population means extra pressure on school places – with the number of pupils in England's schools rising by 727,000 between 2009 and 2019, an increase of almost 9%
- Immigration has been a factor: migrant children have joined the school system, but a much bigger impact has been the number of adults who come to and have their families in the UK. Migrant families also tend to have a higher birth rate
- There were almost 186,000 births in England and Wales to mothers born outside the UK in 2018, representing 28% of the total. In 1998, the proportion was 14%. Poland and Pakistan were the most common countries of origin of overseas mothers
- Migrants are also a significant part of the school workforce. Across England, 12% of school staff were born outside the UK and this rises to 31% in London

Births in England and Wales to UK women born overseas



[MAC: EEA migration \(September 2018\)](#)
[ONS: Births by parents' country of birth, England and Wales: 2018 \(October 2019\)](#)

Children of migrants are ‘motivated to succeed’ in school

The success of London schools has been linked to migration

- London has some of the highest-achieving schools in England, despite many serving deprived areas
- The demographics behind this “London effect” are thought to be a key factor – with high proportions of children from aspirational migrant families and from ethnic minorities tending to get better exam results
- In the 14 inner London boroughs, about 80% of pupils in state schools are from ethnic minorities
- Research from the University of Bristol observed: “London simply has a higher fraction of high-scoring pupils.”



18-year-old Brampton Manor pupil Lydia Khechine - who fled Algeria for the UK, aged 12 and unable to speak English - received an offer to study history and politics at Oxford University

- Children born overseas who come to the UK tend to achieve lower results than those born in the UK, according to the OECD’s international Pisa tests, particularly for those arriving after the age of 12
- For the children born in the UK to parents who arrived as migrants, this gap in achievement disappears
- The OECD found no evidence that higher levels of migration have a negative impact on the results of other classmates. Instead it found migrant families were “hugely motivated to succeed”
- Migrants to the UK are also on average likely to be better qualified than the general UK-born population



Immigrants are no more likely to be in social housing than the UK-born population

Immigrants and social housing

- A 2014 study says that more than 20% of white-British people think they are not as well treated as other ethnic groups when applying for social housing
- The government's advisory body on immigration found that
 - *Immigrants are not significantly more or less likely to be in social housing than UK-born people*
- In 2017, 16% of UK-born people and 17% of foreign-born people were in social housing
- However, the government's Migration Advisory Committee says that migrants - especially from countries which joined the EU after 2004 (Poland, Latvia etc) - represent a growing proportion of new tenants
- Some migrant groups - for example families with dependants - are more likely to meet the eligibility criteria for social housing





Immigrants do not normally have the same access to benefits as UK citizens

Main UK welfare benefits

- Universal Credit, which replaced:
 - > Child Tax Credit
 - > Housing Benefit
 - > Income Support
 - > Income-based Jobseeker's Allowance
 - > Income-related Employment and Support Allowance
 - > Working Tax Allowance
- Pension Credit
- Tax Credit
- Personal Independence Payment

Benefit rules for immigrants

- Before claiming means-tested benefits, most immigrants must pass the “habitual residence test”, proving the UK is their main home and that they plan to stay
- Immigrants from the European Economic Area (EEA) can claim jobseeker's allowance after three months of living continuously in the UK, but the allowance lasts for only 91 days unless they can show that they have a genuine prospect of work
- Non-EEA immigrants can usually access benefits after being granted settled status or indefinite leave to remain, which requires living in the UK for at least five years. Exceptions are those who have been granted refugee status or humanitarian protection, but these are a small minority
- In 2013, the government tightened restrictions on EEA immigrants' access to benefits like the jobseeker's allowance and housing benefit
- This has led to a reduction in the number of new claims

[DWP: Analysis of migrants' access to income-related benefits \(August 2017\)](#)



Immigrants are less likely overall to claim benefits than UK nationals

Immigrant claims on welfare

- In 2015-16 - the latest year for which comparable figures are available - non-UK nationals received a smaller share of direct benefits spending than their proportion of the population
 - 4.3% of spending went on EU migrants, who represented 5.3% of the UK population
 - 8% of spending went on non-EU migrants, who represented 8.6% of the population
- However, both EU and non-EU migrants receive less in out-of-work, but more in in-work benefits than the general population
 - EU migrants received only 1.9% of out-of-work benefits spending, but 18% of in-work spending
 - For non-EU migrants these figures are 6.2% and 18.7%

Other benefits

- Financial benefits are also provided indirectly, through tax credits deducted from the income tax immigrants would otherwise pay
- This encompasses child tax-credit for families
- Families with at least one EU migrant adult received an average £6,500 in tax credit per year, compared with £6,620 on average for families with no EU migrants
- Figures are not available for non-EU migrants
- Spending on pensioners accounts for the majority of total welfare spending (56%). Since immigrants are younger than the overall population, they also claim proportionately less
- Figures breaking down welfare payments by nationality are not yet available for the new universal credit-based benefits system

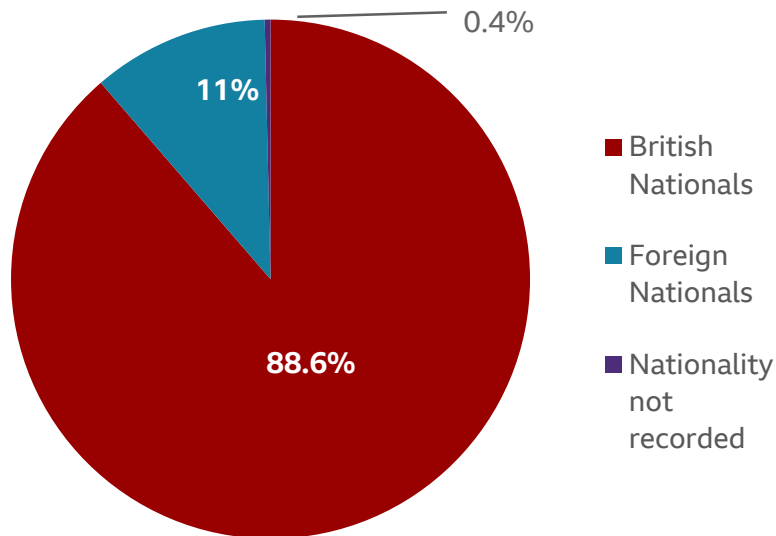
[HMRC: tax and benefits for EEA nationals \(August 2018\)](#)

[DWP: Analysis of migrants' access to income-related benefits \(August 2017\)](#)



The proportion of foreign nationals among the prison population of England and Wales matches that of the general population

Nationality of prisoners in England and Wales, March 2019



Immigration and crime

- According to Ministry of Justice figures on the prison population, nearly 11% of prisoners in England and Wales are foreign nationals
- According to ONS figures, the percentage of foreign nationals in the general population of England and Wales is similar - 10%
- The five countries with the most foreign nationals in England and Wales’s prisons are Albania, Poland, Romania, the Republic of Ireland and Jamaica
- Linking immigration and crime, which may rely on other factors (eg poverty or location), is difficult:
 - A 2018 study by Huddersfield University discovered that where levels of European and African immigrants were high, crime rates were the lowest of any group
 - In 2013, researchers at the London School of Economics (LSE) found some areas with asylum seekers had higher rates of property crime but no significant increase in violent crime

[House of Commons Library: UK prison population statistics \(July 2019\)](#)
[Ignatians and Roebuck: Do more immigrants equal more crime? \(January 2018\)](#)

The government has created a fund intended to address some of the local difficulties arising from immigration

The Controlling Migration Fund

- In 2016, the government introduced the Controlling Migration Fund
- The fund, which totals £140m spent over four financial years from 2016-2020, is split into two parts:
 - “Local services impacts,” totalling £100m, administered by the Department for Communities and Local Government
 - Immigration compliance and enforcement, totalling £40m, administered by the Home Office
- Projects the fund has supported include:
 - “Inclusive Boston” (£1,387,500) aimed at strengthening the community in Boston, Lincolnshire, tackling rogue landlords and supporting the development of English-language skills
 - Oxford City Council (£409,319) aimed at reducing rough sleeping and tackling problems in the private rented sector, such as unlawful dwellings
 - “Managing the impact of migration to Waltham Forest” (£1,015,080) aimed at encouraging integration through community language classes and reducing anti-social behaviour
- The fund has been debated, with some critics arguing it is too small and others saying the money should go directly to schools, the NHS and councils, instead of on local community initiatives

[Home Office/ MCHLG: Controlling Migration Fund \(September 2018\)](#)

[Portes: Respecting the will of the people: immigration policy after Leave \(June 2016\)](#)

[Goodhart: Five point plan for immigration reform, prior to free movement change \(July 2016\)](#)

Summary

UK Immigration – Impact on Public Finances and Public Services

Immigrants contribute positively to government finances, particularly in their working years. Because of their predominantly younger age profile, they are less likely to use the NHS, need social care and claim as many benefits than the overall population. They are also more likely to work in the NHS or in social care than the UK-born population, and constitute a significant part of the school workforce.

Immigrants with dependants are more likely to be eligible for social housing, but they currently occupy social housing in proportion to their numbers.

Government funding has not always matched local need, and has been constrained by the pressure on government finances following the 2008 financial crisis.





BBC Briefing - Immigration

Part 8/9

Integration and Identity

Are immigrants to the UK accommodated and welcomed?

How well are newcomers integrated into British society and culture?

To what extent do they hold on to different beliefs and cultures?

How have tensions formed, or eased?

And how has multiculturalism evolved - allowing people of different cultures, ethnicities or religions to maintain an identity and way of life that can flourish, without coming into conflict with British law and the rest of the population?



B B C Briefing - Immigration

“Culture is mix.”

— Orhan Pamuk, Turkish Nobel laureate, 2006

“Men require of their neighbours something sufficiently akin to be understood, something sufficiently different to provide attention and something good enough to command admiration.”

— T.S. Eliot, ‘Towards a Definition of Culture’

Integration on the cricket pitch

- England won its first ever Cricket World Cup in July 2019
- Six players, who took the field during the tournament, were foreign-born or from second-generation immigrant families, including five who played in the final
- Since 2003, 12 South-African born cricketers have played for England internationally

Circled (left to right):

Moeen Ali

- Born in Birmingham to Pakistani parents

Adil Rashid

- Born in Bradford to Pakistani parents

Jofra Archer

- Born in Bridgetown, Barbados



Eoin Morgan

- Born in Dublin, Ireland to an English mother and Irish father

Ben Stokes

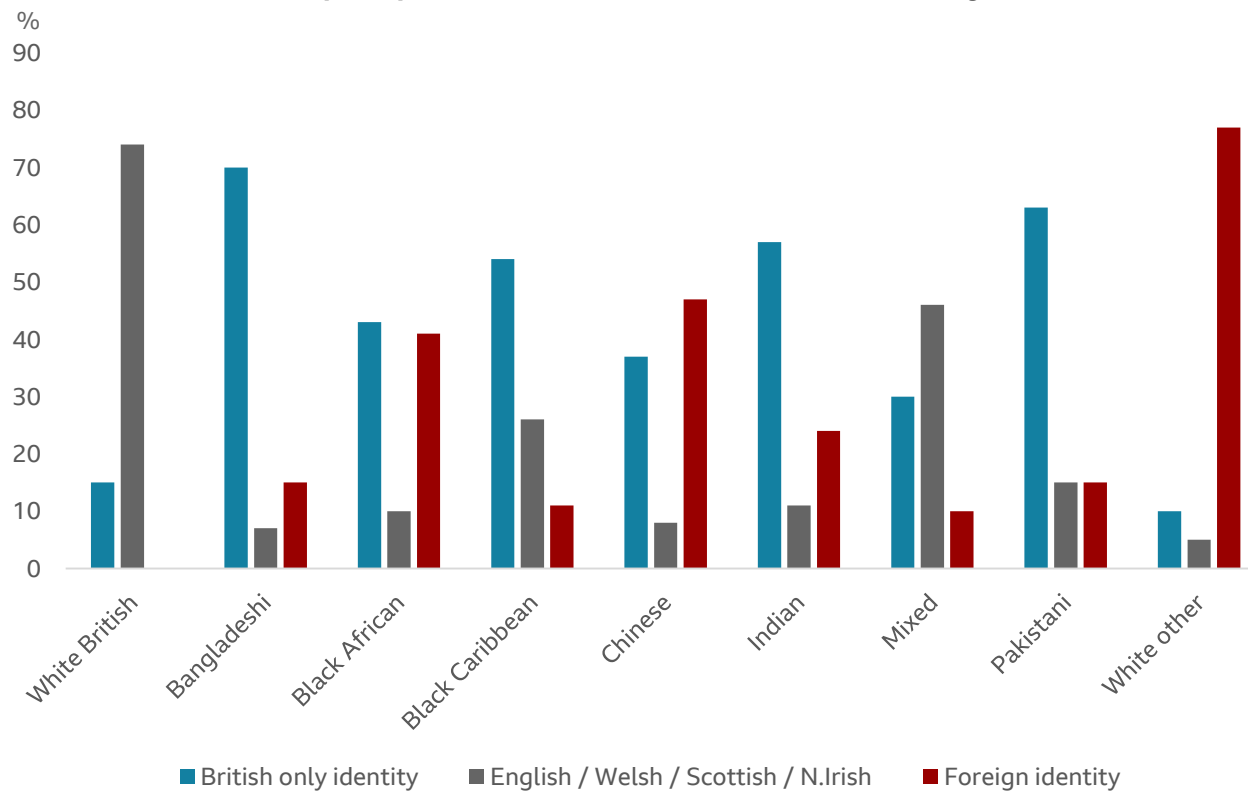
- Born in Christchurch, New Zealand, moved to England aged 12

Jason Roy

- Born in Durban, South Africa

Most ethnic groups in the UK self-identify as British

How people describe their own identity (2011)



‘Britishness’

- Some experts point out that ethnicity is not always seen as an expression of nationality, and the longer a person lives somewhere, the more likely they are to identify with that place
- In the 2011 census:
 - more than half of all Bangladeshis, Pakistanis, Indians and Black Caribbeans identify as British
 - white other – which includes people from the EU and Commonwealth – are least likely to identify as British and most likely to identify themselves as foreign
 - three-quarters of white British respondents chose to describe themselves as English, Welsh, Scottish or Northern Irish, instead of as British

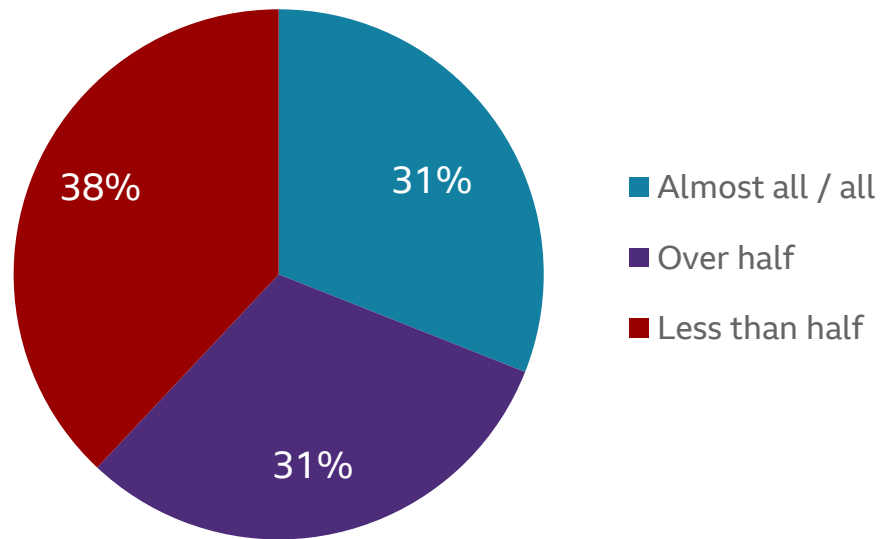
[ONS: 2011 Census \(England and Wales data only\)](#)

‘Culture Clash or Culture Club? National Identity in Britain’, S. Roy *The Economic Journal* (120:542)

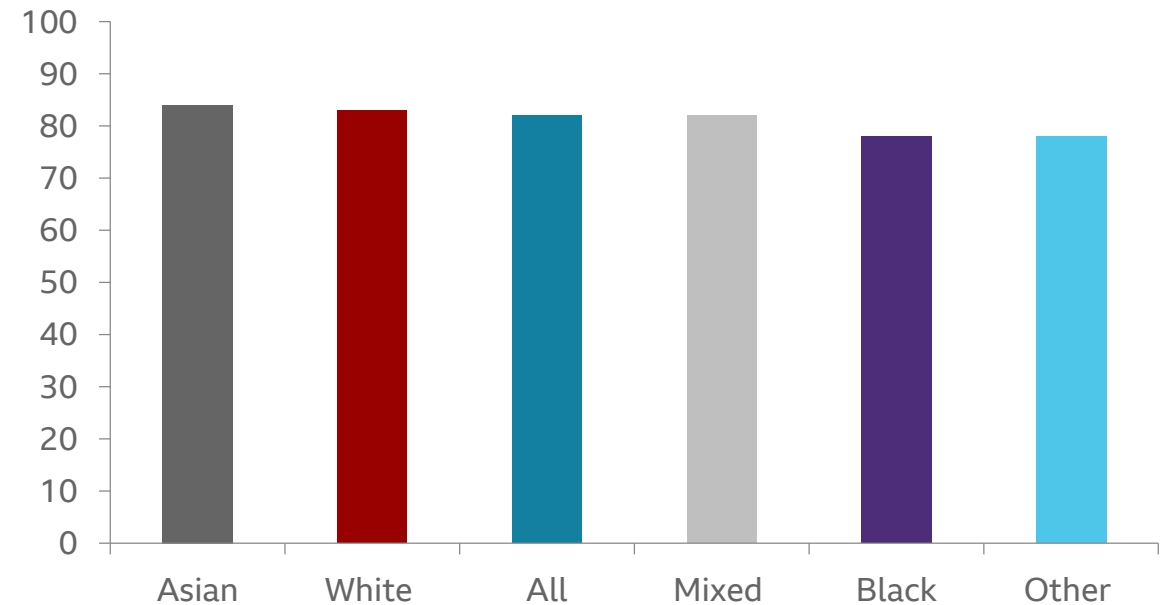
Most people in Britain feel well-integrated with other ethnic groups

Friendship across ethnic groups

“What proportion of your friends are the same ethnic group as you?” (2019)



% of people who felt people from different backgrounds got on together in their local area, by ethnicity (2019)



[Ipsos Mori: A world apart? A global study for the BBC Crossing Divides season \(March 2019\)](#)
[DCMS: Community Life Survey \(July 2019\)](#)

The number of multi-ethnic relationships and households in the UK is growing

Multi-ethnic households in the UK

- The 2011 census showed that the number of multi-ethnic households increased from one-point-four million in 2001 to two million
- Nearly one in 14 people living as a couple were in an inter-ethnic relationship
- People of mixed ethnicity were the most likely to be in an inter-ethnic relationship, with white British the least likely
- Black people are far more likely to be in an inter-ethnic relationship than those from South Asia
- Evidence suggests that UK immigrants and their children have more mixed relationships than those in many other European countries



The first child of the Duke and Duchess of Sussex was described in the New York Times as the Royal Family's first "half-American, multiracial royal baby" in its recent history

[University of Manchester, Centre on Dynamics of Ethnicity \(CODE\)](#)
[CODE: The stability of ethnic group and religion in the Censuses of England and Wales 2001-2011 \(March 2014\)](#)
[OECD/EU: Indicators of immigrant integration \(July 2015\)](#)

A major government review looked at the question of integration

The Casey Review

- This study in 2016 raised concerns about increases in social exclusion between 2001 and 2011 in areas with high concentrations of Pakistani and Indian ethnic groups
- The review also concluded that ethnic concentration can limit labour market opportunities and reduce the scope for social ties between minority and other communities
- In 2011, Blackburn, Birmingham, Burnley and Bradford included wards with between 70% and 85% Muslim populations
- There has long been concern about high rates of first-cousin marriage within Pakistani heritage families in Bradford – where birth defects are nearly twice the national rate

[Casey Review \(December 2016\)](#)

[Integrated Communities Action Plan \(February 2019\)](#)

[DCLG: Citizenship Survey \(September 2011\)](#)

[Sheridan et al: Risk factors for congenital anomaly \(October 2013\)](#)



A Rajasthani circus troupe performs at Bradford's City Park on Make Your Mela day, in the summer of 2018

There are significant regional differences in proportion of ethnic minority pupils in schools

Education and ethnicity in the UK

- About a third of pupils in England’s state schools are from ethnic minorities, but with significant regional differences
- In the north east of England, the figure is 12%, 38% in the West Midlands and 80% in inner London
- A study in 2017 also warned of ethnic “segregation” in individual schools, with 26% of primary schools and 41% of secondary schools having intakes that were different from the local population mix
- This overlaps with wider social divides in school admissions – and research from the universities of Cambridge and Bristol in 2019 showed that black and Asian parents made more active use of school choices than white families
- Black and Asian parents were also likely to seek school places further from home and apply for higher-achieving schools, but were less likely than white parents to get their first preference

[Casey Review \(December 2016\)](#)

[ICoCo: Understanding school segregation in England \(March 2017\)](#)

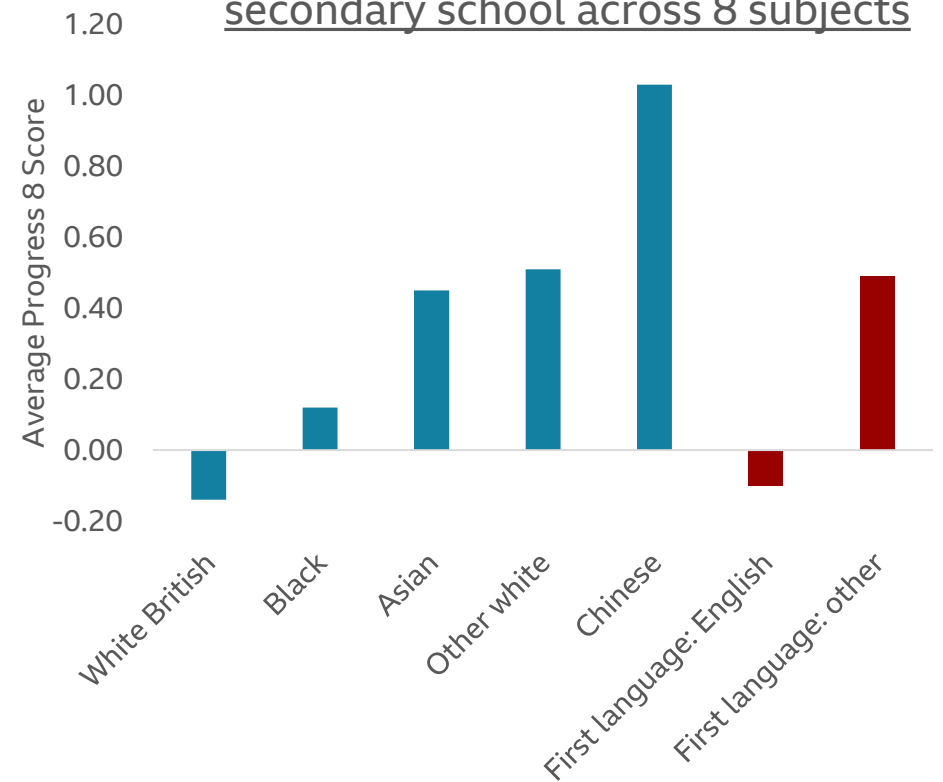


Ethnic minority pupils are more likely to go to university than white pupils

Key findings on educational attainment

- The proportion of pupils from ethnic minorities has been steadily rising – now accounting for about 34% of pupils in primary school and 31% in secondary.
- In 2018 GCSE results, Chinese and Asian pupils were above average in point scores, while white and black pupils scored below average.
- Chinese students are the most likely to go to university, 66%; followed by Asian, 63% and black, 41%. White students have the lowest entry rate at 30%.
- The greatest progress has been made by black students – who were once the least likely to go to university, going from an entry rate of 22% in 2006 to 41% by 2018
- But there are significant differences within these groups, for instance black Africans are academically higher achievers than black Caribbean and white working class pupils do worse than their wealthier counterparts.

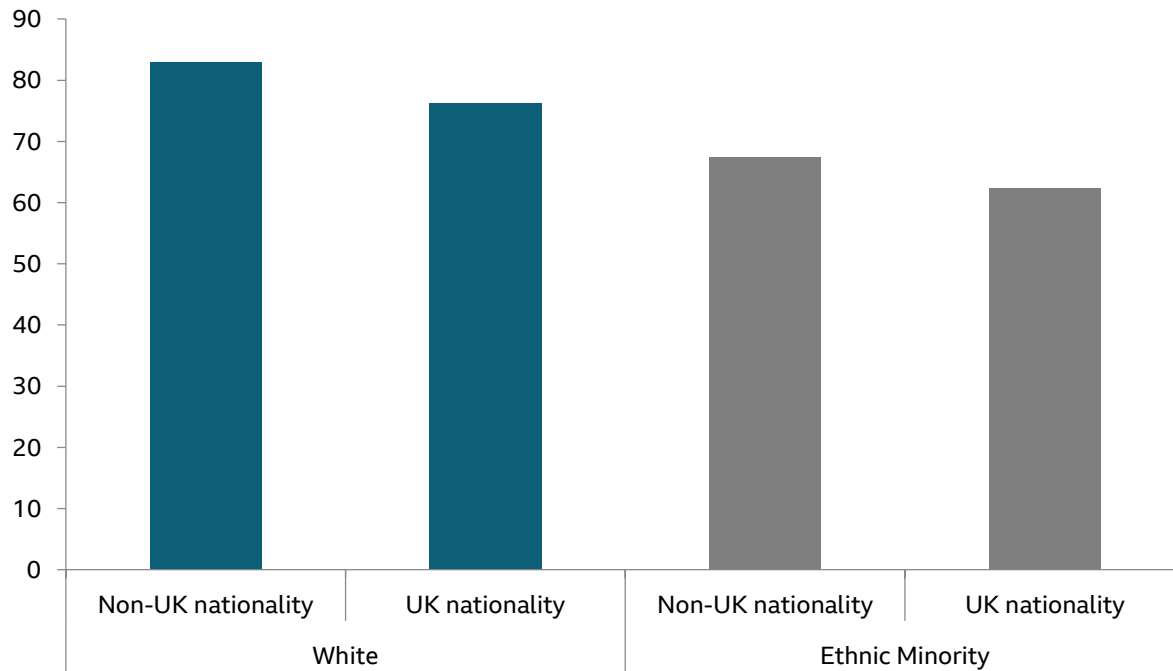
Progress between primary and secondary school across 8 subjects



[DfE: GCSEs statistics \(January 2019\)](#)
[DfE: Schools, pupils and their characteristics \(August 2019\)](#)
[Policy Exchange Integration Hub: Education](#)

Employment rates vary between ethnic groups

Employment rate by ethnicity and nationality
(2018-19)



Ethnic employment

- 9% of black, Pakistani and Bangladeshi people are unemployed, compared with 4% of white and Indian people
- Economic inactivity levels remain unusually high among women from Pakistani and Bangladeshi ethnic communities – 55% are inactive in the labour market compared with 24% of white women and 38% of all ethnic minority women
- Where they are in work, Pakistani and Bangladeshi people are less likely to be in managerial or professional occupations than white and Indian people
- 30% of Pakistani and Bangladeshi people in work are employed in the distribution, hotels, and restaurants sectors – a larger proportion than all other ethnic groups

[ONS: Annual population survey](#)

Some descendants of immigrants who have reached the top of their professions



JESSICA ENNIS-HILL DBE
2012 Olympic athlete and three times world champion, whose father was born in Jamaica



ROMESH RANGANATHAN
Comedian and actor of Sri Lankan descent



Dr MAGGIE ADERIN-POCOCK MBE
Space scientist and presenter of *The Sky at Night*. Her parents were born in Nigeria and settled in London



IAN WRIGHT MBE
Former Arsenal and England striker and now a broadcaster. Of Jamaican parents



SADIQ KHAN
Mayor of London since 2016. Son of a Pakistani bus driver



Baroness SAYEEDA WARSI
Former Conservative Party chairman. Born to Pakistani parents who moved to West Yorkshire

Many members of ethnic minorities experience prejudice or discrimination

Have you experienced prejudice?

	YES At me All	YES At me 18-24	YES At another All	YES At another 18-24	NO All	NO 18-24
<i>Racial, ethnic or religious-based prejudices on social media such as Facebook or Twitter</i>	17%	27%	30%	41%	43%	24%
<i>Racial, ethnic or religious-based prejudices in the workplace</i>	25%	28%	23%	26%	45%	37%
<i>Racial, ethnic or religious-based prejudices on the street or public transport</i>	33%	38%	26%	29%	34%	26%

Ethnic minorities and discrimination

- According to a recent survey of UK ethnic minorities, 25% have experienced prejudice in the workplace
- “Name-blind” recruitment tests, in which employers are asked to remove names from application forms in an effort to stop “unconscious bias” against candidates from black and ethnic minority backgrounds, have shown discrimination exists
- 33% of those asked reported experiencing prejudice on the street or on public transport

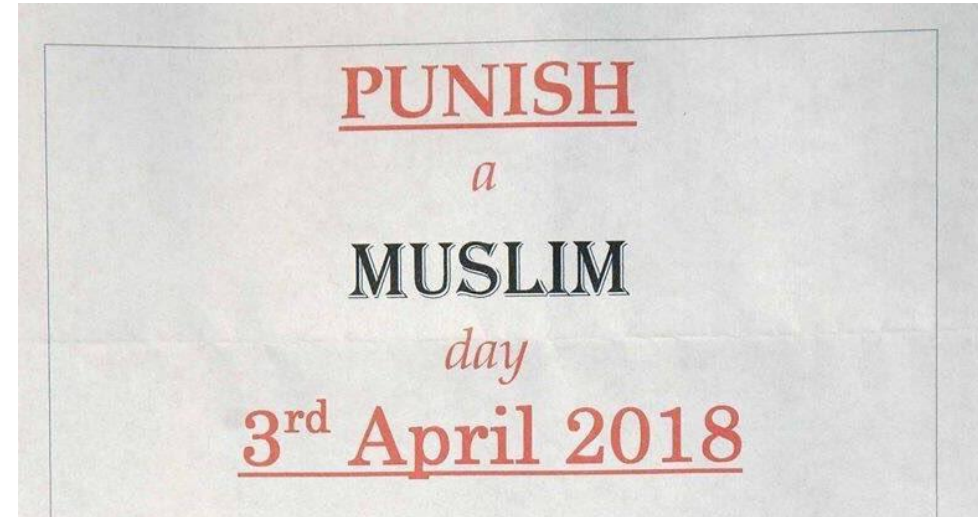
[British Future: Many Rivers Crossed \(April 2018, p. 29\)](#)

Muslims in the UK have been the target of hatred and violence



Finsbury Park mosque

- In June 2017, one person was killed and nine injured when Darren Osborne attacked the Finsbury Park mosque in north London by driving a white van into pedestrians outside
- The act of terror appeared to be motivated by the attack on Borough Market earlier in the month



'Punish a Muslim' day

- In April 2018, letters were circulated on social media which targeted the Muslim community and rewarded participants for committing Islamophobic hate crimes
- They incited acts such as assaulting Muslims, attacking mosques, and tearing off the hijabs of Muslim women
- No-one was hurt and a man was later jailed

Racist abuse has marked the world of football for decades

Racism in football

- Black professional footballers have experienced racist abuse since the 1970s. One of the best known pioneers in the fight against racism was Cyrille Regis, the late England striker and FA Cup winner who inspired generations of players
- Fifty years on, racism is still a feature. In July 2019, Kick It Out, football's equality and inclusivity organisation, found reporting of incidents has risen by 43% in a year
- In December 2018, a Tottenham fan was handed a four-year football ban and fined for throwing a banana skin at Arsenal striker Pierre-Emerick Aubameyang
- The same month, Manchester City's Raheem Sterling accused the media of fuelling racism and aggressive behaviour, after video emerged on social media of Chelsea fans subjecting him to racial abuse
- In October 2019, England's Euro 2020 qualifier in Bulgaria was stopped twice following racist chanting by home supporters. Fans at the stadium in Sofia made Nazi salutes and directed monkey noises at black players during the match. England won 6-0

[Home Office: Hate crime statistics \(October 2018\)](#)



Anti-racism messages were on display at the Premier League match between Crystal Palace and Huddersfield Town at Selhurst Park in March 2019

UK law has developed to accommodate, oversee, protect and sometimes outlaw practices linked to particular cultures

Jehovah's Witnesses and transfusions

- In 2014, Jehovah's Witness parents tried to stop their child from receiving a blood transfusion
- The High Court overruled them, saying UK law on what is "in the best interests of the child" trumps the right to religious freedom

Ritual slaughter

- In both Judaism and Islam, animal slaughter should be carried out with a single cut to the throat
- This practice is opposed by animal rights groups - but religious or ritual slaughter is permissible under UK law – and overseen by government rules which seek to balance religious practice and animal welfare

[UK High Court judgement in the case of an NHS Trust v the Parents of Child B;](#)
[UK Government guidelines on Halal and Kosher slaughter](#)

The Sikh turban

- In 1969, Tarsem Singh Sandhu, a Sikh bus driver in Wolverhampton, won a battle to keep his turban and beard while at work – key tenets of the faith
- It was a defining moment in recognising and accommodating the culture and rights of minorities - principles which are now enshrined in UK equality and human rights law

Female Genital Mutilation (FGM)

- FGM, in which a young woman's clitoris is mutilated, is practised in parts of Africa, the Middle East and Asia
- It is now a crime in the UK, after victims from affected communities lobbied the government to help drive it out



Tarsem Singh Sandhu's campaign against a turban and beard ban on Wolverhampton's buses was a seminal case in the recognition of the rights of minorities to be recognised in the work place

Other European countries have introduced laws and principles to try to impose integration

France



- In 2010, France became the first European country to ban the wearing of the full-face veil in public
- In 2016 attempts by local mayors to ban “burkini” swimwear were quashed by the courts

Denmark



- Denmark passed laws in 2018 aimed at reducing crime in ethnically diverse ‘ghetto’ areas, including:
 - legal obligation to report parents suspected of hitting their children
 - restrictions on immigrant children numbers in kindergartens

Netherlands



- The 2007 law on Integration obliges non-EEA immigrants to learn Dutch, or be fined, and potentially deported
- In May 2015 a partial ban on full-face veils in government buildings and on public transport was passed
- Right-wing politicians have suggested Muslim values are at odds with Dutch support for LGBT rights

Switzerland



- In 2018, a Muslim couple were denied Swiss citizenship over their refusal to shake hands with people of the opposite sex
- In 2010 a Muslim couple seeking to withdraw their daughters from swimming lessons were fined
- In 2009 a referendum led to a clause being added to the constitution, banning the building of mosque minarets

Birmingham's inclusive relationships teaching row

The Issue of LGBT teaching

- An equality programme called “No Outsiders”, which teaches children about differences in religions, families and relationships including LGBT ones, was suspended at Parkfield Community School in Birmingham in March 2019, after protests led by mainly Muslim parents
- Some parents complained by letter, some protested outside schools, and others removed their children from school, saying lessons contradicted the Islamic faith and were unsuitable for primary-age children
- Birmingham City Council took injunctions out against protesters as the demonstrations spread
- Some people from other faith backgrounds, including some Orthodox Jews and Catholics opposed to same-sex relationships, came out in support of the original protesters
- Lessons about relationships become compulsory from September 2020

[BBC News: LGBT teaching row](#)



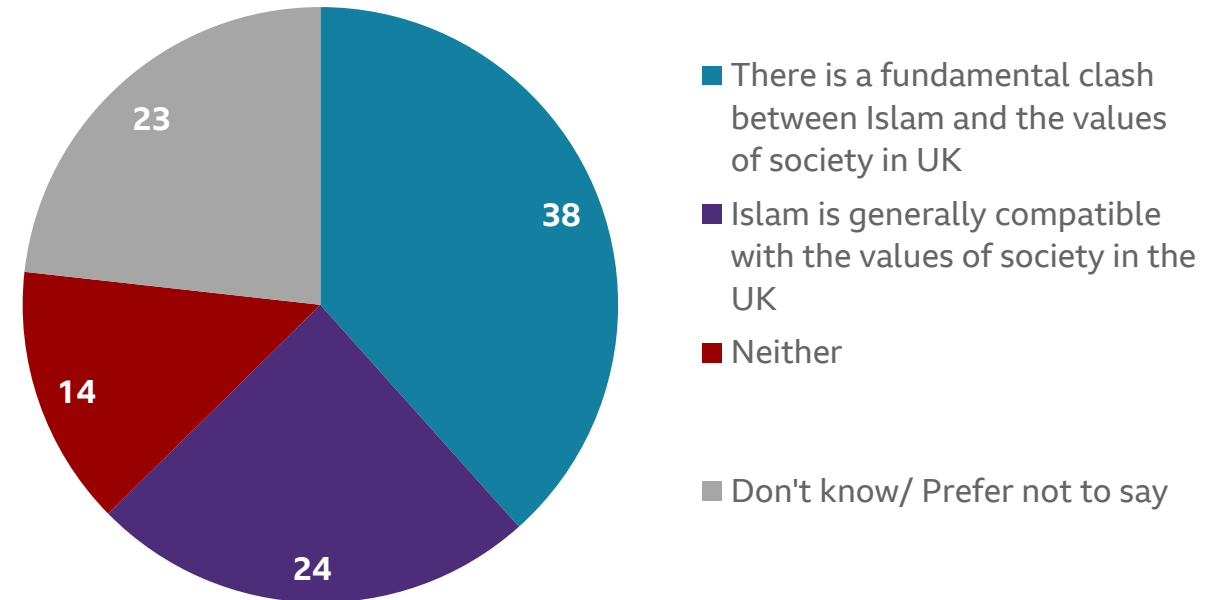
Parkfield School's 'No Outsiders' teaching programme in Birmingham has been relaunched after protesters argued it was anti-Islam and not 'age-appropriate'

Surveys expose fears that Islam is incompatible with ‘British values’

2015-2017 Pew Research Center surveys

- People were divided over whether Islam - the world’s second-largest religion - fits into British society, with 42% saying the faith was incompatible with their national culture and values
- Unease about Islamist extremism is also rising. In 2011 a third of people said they were "very" or "somewhat" concerned. In 2017, even before the Manchester Arena attack, it was almost four in five
- Although there is an overall acceptance of religious minorities
 - 74% of adults in the UK say they support banning facial coverings or restricting religious clothing altogether for Muslim women
 - More than half said they would accept Muslims as family members

2019 YouGov attitudes poll - Islam and British values (%)



[Pew Research Center: Being Christian in Western Europe \(May 2018\)](#)

[Pew Research Center: Most Western Europeans favour at least some restrictions on Muslim women’s religious clothing \(September 2018\)](#)

[Pew Research Center: Easter and Western Europeans differ on importance of religion \(October 2018\)](#)

[YouGov: Western/MENA attitudes to religion \(January 2019\)](#)

But what do Muslims think? Other polling evidence

British Public and Muslim Attitudes

In 2018, the polling company IPSOS-Mori reviewed the available evidence on attitudes of British Muslims

The study examined five major academically-recognised studies of thousands of people – and nine other public opinion surveys done for the media or commercial interests

It concluded that, in many respects, British Muslims differ little from the rest of the general public - and in others they were very similar to other minority groups

As with other groups in society, young people had different views to the old, and positions depended on levels of education

[Ipsos Mori \(2018\)](#)

Most Muslims did not seem to feel the Islamic faith was in conflict with their sense of Britishness, and they seemed to feel more strongly about their national identity than others in the UK

There was evidence they were more conservative, with a slight majority feeling that the legalising of homosexuality was wrong - although that view was more likely to be held by older than younger Muslims

Three-quarters sent Christmas cards

The study found that many surveys of Muslim opinion on terrorism had asked poorly constructed questions that confused war, conflict and self-defence overseas with terrorism attacks against civilians at home

Some terrorism in the UK has been caused by Islamist extremists

Islamist extremism

- A militant ideology that has been used to justify violent attacks in the name of Islam, in the UK and elsewhere
- Perpetrators have often been described as, or call themselves, “jihadis”
- Jihad, commonly, means to “struggle”, either with oneself, or, more broadly, to “do good” and - only in certain limited conditions - to “take up arms” in self-defence

Some terror attacks associated with jihadis



London Bridge where Usman Khan was shot dead after killing two people

London Bridge attack (2019)

The attacker, who stabbed two people to death in November 2019, had been convicted of terror offences. He had been part of a group that plotted to bomb the London Stock Exchange and discussed creating a jihadist training camp in Pakistan

Manchester Arena Attack (2017)

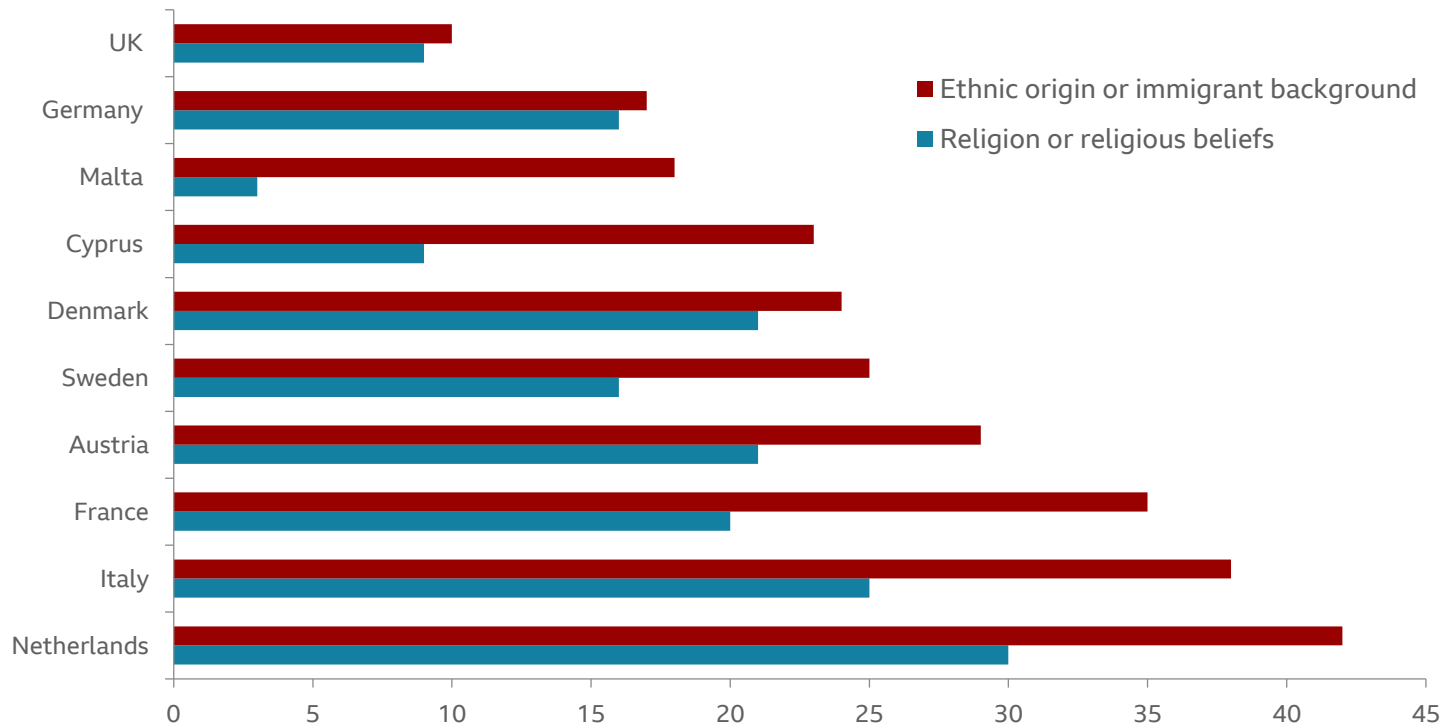
22 people were killed in a suicide bombing at an Ariana Grande pop concert in Manchester, in May 2017. The bomber, Salman Abedi, travelled to Libya a month before the attack

Murder of Lee Rigby (2013)

Fusilier Lee Rigby was killed by two British Muslim converts outside Woolwich barracks, in May 2013. One of them claimed they were acting to avenge Muslims dying at the hands of British soldiers

Muslims in the UK claim to experience less discrimination than Muslims in most of Europe

Muslim population subject to discrimination in the past 5 years (%)



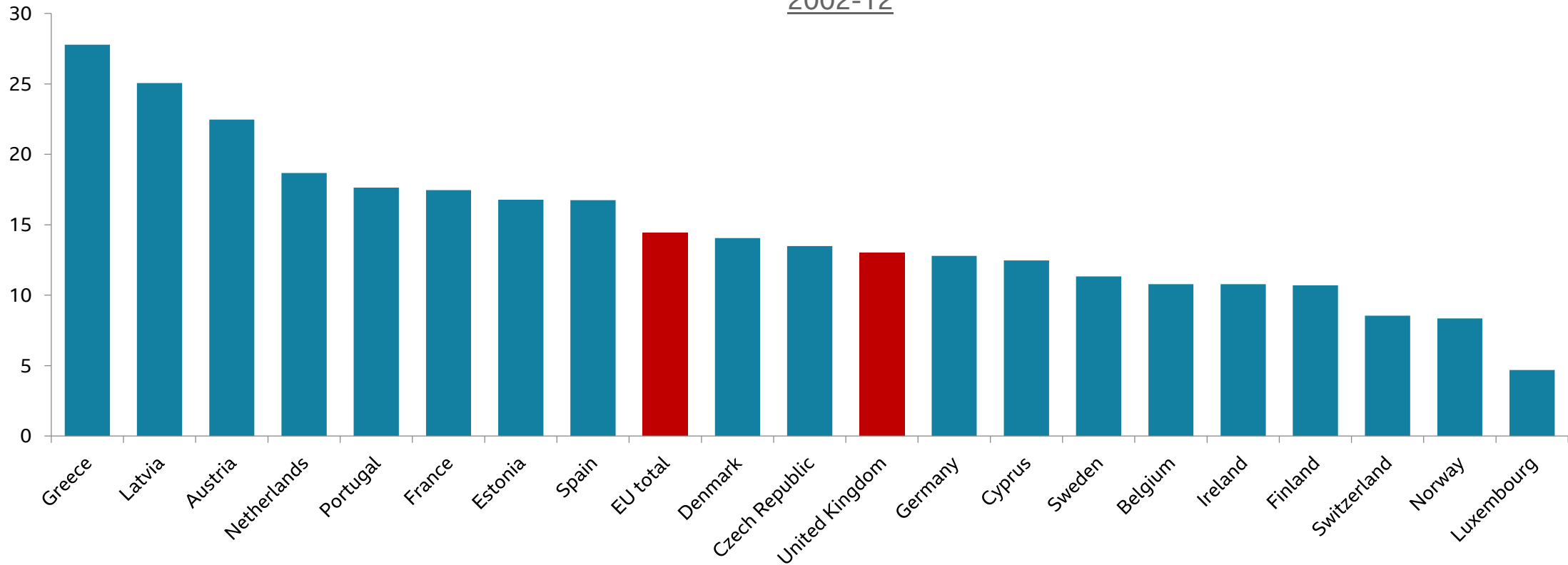
Ethnic minorities and discrimination

- In an EU survey of Muslims living in EU countries, the United Kingdom scored highly on tolerance of religious differences and people from other ethnic or immigrant backgrounds
- Only Malta and Cyprus performed as well or better on Muslim perceptions of tolerance of their religion or religious beliefs

[EU Agency for Fundamental Rights: Second European Union Minorities and Discrimination Survey - Muslims \(2017, p.27\)](#)

Immigrants feel less discriminated against in the UK than in many other EU countries

% of 15-64 year old immigrants who consider themselves discriminated against on grounds of ethnicity, nationality, or race:
2002-12



[OECD/EU: Indicators of immigrant integration \(July 2015\)](#)



BBC Briefing - Immigration

Summary

Integration and Identity

Most ethnic groups in the UK feel well integrated, self-identify as British, and thrive. Others live, work and study in concentrated areas that may constrain opportunities and integration, although the reasons are complex.

Surveys suggest immigrants and people from ethnic minority backgrounds also experience discrimination and hate crime in various ways. Some religious differences between host and minority communities – for instance, over same-sex relationships – have escalated into disputes.

In some cases, factors relating to different beliefs have led to extremism and acts of terror. The culture and rights of minorities are protected under UK equality and human rights law, but attitudes towards specific aspects of cultural identity remain very diverse.





BBC Briefing - Immigration

Part 9/9

Policy Responses

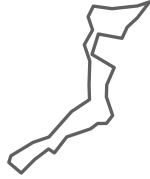
How are other countries controlling and managing immigration?

What did the main UK political parties propose in the 2019 general election?

How will Boris Johnson's government deliver its planned immigration system reforms?

Different countries have different approaches to controlling and managing the level and pattern of immigration

Japan



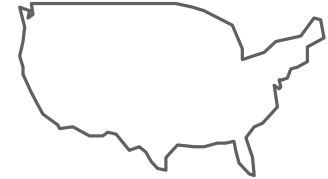
- Unskilled immigration prohibited, although they are sometimes allowed in as trainees
- Visas only granted for certain professional categories
- All immigrants are photographed and fingerprinted
- All immigrants must carry a residence card at all times

Australia



- Quota on humanitarian numbers set at 20,000 per year maximum
- Off-shore detention centres and promotional campaigns to discourage immigration
- Overall cap on skilled worker and family dependant immigration. Workers have to be sponsored by employers or be in an identified skills gap need (sometimes referred to as a points system)
- No immigrants over 50
- Cap on temporary migrants (students, temporary workers etc)
- However, overall numbers of economic migrants in the country are high

USA



- Prospective immigrants must be sponsored by a relative or employer
- Limit on the total number of employment visas in one fiscal year (approx 140,000)
- Employment visas split into five categories, with varying degrees of preference afforded to each
- Recent focus on illegal immigration:
 - Increased immigration detention, including separating children and parents
 - Construction of a border wall with Mexico
 - More resources into pursuing illegal migration, for example, with ICE (Immigration Control and Enforcement) at record levels of staff

Recent UK policies and initiatives on immigration

Initiative	Impact addressed	Detail
Mitigating local impacts of immigration and strengthen enforcement against illegal migrants	<ul style="list-style-type: none"> Pressure from unexpected migrant numbers on local public services in England Cohesion and integration 	<ul style="list-style-type: none"> Migration Impacts Fund, which Labour launched in 2009, was abolished in 2010 Controlling Migration Fund, introduced in 2016, has made £140m available to local authorities in England over four years, to 2020
Restricting migrant access to benefits	<ul style="list-style-type: none"> Pressure on public finances 	<ul style="list-style-type: none"> In December 2013, the UK began to restrict how EEA migrants access state benefits From 2014, new rules came in requiring EEA migrants to wait three months before being able to claim income-based jobseeker’s allowance Since April 2014, EEA migrants have not been able to claim housing benefit Most non-EEA migrants must prove they will have no recourse to public funds before entering the UK
UK citizenship test	<ul style="list-style-type: none"> National identity and cohesion 	<ul style="list-style-type: none"> To become a British citizen, migrants must pass the “Life in the UK” test, a knowledge quiz on British culture, laws and history. The pass mark is 75%. The format has been under review, but most foreign residents applying must already have indefinite leave to remain in the UK
New rules for faith schools	<ul style="list-style-type: none"> Religious segregation 	<ul style="list-style-type: none"> Where religious schools are oversubscribed, more than 50% of places must be allocated without reference to faith
Extra funding for the NHS	<ul style="list-style-type: none"> Pressure on NHS 	<ul style="list-style-type: none"> Non-EEA citizens applying to remain in the UK for more than six months must pay the “immigration health surcharge” -£300 per year for students, and £400 for other visa and immigration applications

[Home Office/ MCHLG: Controlling Migration Fund \(September 2018\)](#)
[Full Fact: Migration and welfare benefits \(May 2015\)](#)
[DWP: Analysis of migrants’ access to income-related benefits \(August 2017\)](#)

Election 2019: What the main UK parties promised on immigration (1)

Policy	Conservative	Labour	Liberal Democrat
Free movement of EU workers	End when the UK leaves the EU	Maintain if UK remains in the EU, subject to negotiations if UK leaves	Keep and remain in the EU
Migration levels	Overall numbers reduced; no specific target	Based on skills and labour shortages, no specific target	Based on skills and labour shortages, no specific target
EU citizens living in the UK	Extend waiting period for benefits to five years, matching non-EU migrants Maintain settlement scheme for pre-Brexit arrivals	Replace settlement scheme with voluntary, automatic registration scheme	Replace settlement scheme with voluntary, automatic registration scheme Extend voting rights to EU citizens
Migrant access to public services and benefits	Increase the health surcharge levied on migrants from £400 to £625 per year Withdraw benefits for children living overseas Double health tourism enforcement budget		Make no changes to access to public services for immigrants, and oppose increases to the health surcharge
Rules for foreign workers	Introduce a points-based system £30,000 annual minimum income requirement Create fast track visa categories for NHS workers, STEM graduates and entrepreneurs	Scrap minimum income requirement Restore overseas domestic workers' visa Reduce costs for visa applications to real cost of processing	Move work visa handling from the Home Office to the Department for Business Replace Tier 2 work visas with a more flexible merit-based system
Rules for dependants		End minimum income requirements for family visas End deportation of relatives of people entitled to stay in the UK	End minimum income requirements for family visas Reduce the fee for registering a child as a citizen to the cost of administration Enable those who arrive as children to apply for residency
International students			Move work visa handling from the Home Office to the Department for Education Extend study-to-work visa to two years after graduation

[Conservative manifesto](#), [Labour manifesto](#), [Liberal Democrat manifesto](#)

Election 2019: What the main UK parties promised on immigration (2)

Policy	Conservative	Labour	Liberal Democrat
Illegal immigration	Post- Brexit, prevent entry of illegal immigrants using new powers, and cut total numbers in prison	End the hostile environment End indefinite detention of illegal immigrants Close two of nine immigration detention centres, use £20m savings to fund programme supporting victims of modern slavery	End the hostile environment Introduce 28 day limit on detention Close seven of nine immigration detention centres Prevent public agencies sharing immigration enforcement information with the Home Office
Asylum seekers and refugees		Allow asylum seekers to work and access public services Resume rescue missions in the Mediterranean	Allow asylum seekers to work three months after arriving Put an independent body in charge of asylum decisions Accept 10,000 adults and 10,000 children in resettlement schemes per year Extend family reunification rights Fund community sponsorship projects Move asylum policymaking from the Home Office to the Department for International Development Provide free basic English lessons
Integration	Boost English language teaching Back and promote the National Citizen Service in schools		Fund community groups who develop successful ways of promoting social cohesion
Windrush Generation	Support creation of a memorial in central London	Provide “fair” compensation to those who have suffered	Apologise and compensate those who have suffered
Armed forces			Waive fees for members of the armed forces and their families applying for leave to remain

[Conservative manifesto](#), [Labour manifesto](#), [Liberal Democrat manifesto](#)

Election 2019: What the other major parties promised on immigration (1)

Policy	Green (England and Wales)	Scottish National	Plaid Cymru	Brexit
Free movement of EU workers	Keep and remain in the EU	Keep and remain in the EU	Keep and remain in the EU	End when the UK leaves the EU
Migration levels	Based on skills and labour shortages, no specific target	Based on skills and labour shortages, no specific target Implement rural immigration pilot projects	Based on skills and labour shortages, no specific target, as determined by a devolved Welsh Migration Advisory Service	Reduce net migration to 50,000 per year
EU citizens living in the UK	Replace settlement scheme with automatic registration	Scrap fees for EU citizens settlement scheme	Replace settlement scheme with simpler, automatic registration scheme	
Migrant access to public services and benefits	Abolish the health surcharge Lift all restrictions on access to public services and benefits Provide with access to legal advice, childcare and a subsistence allowance Reintroduce legal aid for migration cases			
Rules for foreign workers	Scrap minimum income requirement Scrap waiting period for foreign workers before entitlement to full workplace rights	Scrap minimum income requirement Scrap immigration and skills charge on the employers of foreign workers	Introduce specific visas for workers moving to Wales	
Rules for dependants		End minimum income requirement for family visas End visa fees for children Ensure automatic settled status for children in care and care-leavers		

[Green Party manifesto](#), [Scottish National Party manifesto](#), [Plaid Cymru manifesto](#), [Brexit Party 'Contract with the People'](#)

Election 2019: What the other major parties promised on immigration (2)

Policy	Green (England and Wales)	Scottish National	Plaid Cymru	Brexit
International students			Remove international students from migration targets	Crack down on illegal immigration and human trafficking
Illegal immigration	End the hostile environment End indefinite detention Close all detention centres Suspend all deportation flights	End the hostile environment End detention of pregnant women, children and those with mental illnesses	End the hostile environment	
Asylum seekers and refugees	Resume rescue missions in the Mediterranean	Allow asylum seekers to work Put an independent body in charge of making asylum decisions Reopen the Dubs scheme for unaccompanied children Extend family reunification rights Accept 10,000 people from Syrian resettlement schemes per year Remove demands for LGBT asylum seekers to prove their sexuality	Take part in an EU-wide system of allocating asylum seekers across member states	
Devolution		Devolve immigration powers to Scotland, and set up a Scottish visa whose terms are decided by the Scottish Government	Devolve immigration powers to Wales, and set up a Welsh visa whose terms are decided by the Welsh Government	
Windrush Generation	Make a 'Windrush Day' bank holiday, to celebrate the contribution of migration to society.			

[Green Party manifesto](#), [Scottish National Party manifesto](#), [Plaid Cymru manifesto](#), [Brexit Party 'Contract with the People'](#)

Questions arise from Prime Minister Boris Johnson's planned immigration system reforms

Boris Johnson's planned immigration policy - which will end free movement when the UK leaves the EU, replacing it with an "Australian-style points-based system" that ranks migrants according to the skills and abilities they can offer - raises various questions. These include:

- How can it be introduced by the January 2021 deadline the Conservatives have set? Major changes in policy, law, staffing and technology will be required
- What will the final scheme look like? Other countries may demand preferential access to the UK labour market for their citizens in return for trade deals. How many immigrant workers come to ease the chronic staff shortages in certain sectors is hard to predict
- Will the policy achieve an overall drop in the net migration numbers? Currently there is no counting system for tracking who enters and leaves the country. Mr Johnson has also promised no cap on skilled workers, or in other sectors, like hotels and construction



In his first speech to the nation as PM in July 2019, Boris Johnson promised the rights of EU citizens in the UK would be retained after Brexit



BBC Briefing - Immigration

Summary

In the 2019 general election campaign, the policy debate shifted away from targets around migrant numbers.

Policy Responses

Instead, all the UK's main political parties promised an immigration system that tries to meet the country's skills needs using those available from would-be immigrants.

Boris Johnson's government now has a clear mandate to end free movement, as promised, when the UK leaves the EU. How and by when it will deliver its planned reforms of the immigration system, what the impact will be, and whether implementing Brexit will make much difference to the overall numbers are among the unanswered questions.



BBC Briefing - Immigration

In Conclusion

There has been a big rise in immigration in recent years. This is because of measures encouraging immigrants into the UK to help meet skills shortfalls, the opening of UK borders to more than 500 million EU citizens, and a growing economy attracting people with ambition, as well as those fleeing conflict or repression overseas.

Immigrants feel broadly more welcome in the UK than in other European countries. They are well-integrated and contribute at every national level, from care homes to government. They add to the public purse. They are more likely to be in work than the UK-born population, and less likely to be using the NHS or other public services. Some migration can lower wages at the bottom end of the earning scale.

Some public services have failed to meet rising local demand from expanding communities.

Some ethnic minorities have failed to integrate. Some migrants have poor or no English. Some communities experience discrimination and racism. Acts of terror have been carried out on UK soil by Islamist extremists. Hate crime and far-right groups are on the rise, and attitudes towards migrants and minority groups vary.

How the UK navigates the opportunities and challenges of a society of people from different beliefs and backgrounds, and how it manages rights, freedoms and shared values, will continue to evolve. Free movement within the EU is expected to end when the UK leaves, but questions remain about how the new immigration system will work and what the impact will be.

Glossary A-E

Term	Definition
A8 (or EU8)	The Czech Republic, Estonia, Hungary, Latvia, Lithuania, Poland, Slovakia, Slovenia – eight of the ten countries that joined the EU in 2004
AfD	The far-right populist Alternative for Germany party
Age dependency ratio	Proportion of older economically inactive versus younger economically active people
Angles, Saxons, Jutes	The biggest Anglo-Saxon tribes who came from Denmark, Germany and the Netherlands after the last Roman soldiers left Britain in AD410
Asylum seeker	Someone who has applied for official protection as a refugee and is awaiting the determination of his or her status. Asylum seekers can become refugees if they are deemed to fit the international definition of a “refugee”
BAME	Black, Asian and Minority Ethnic (excluding non-British white)
Dependants	People, usually family members, who rely on others for financial support
Deportations	More serious than forced removals, and usually follow a criminal offence. A deportation order means you cannot apply for leave to remain in the UK
EEA	European Economic Area (EEA) is all EU countries plus Norway, Iceland and Liechtenstein

Glossary E-F

Term	Definition
Emigration	People moving to live abroad
Ethnic minority	A group of people of a particular race or nationality living in a country or area where most people are from a different race or nationality
EU referendum	The UK's membership of the European Union was put to a vote on 23 June 2016
EU14	Austria, Belgium, Denmark, Finland, France, Germany, Greece, Ireland, Italy, Luxembourg, the Netherlands, Portugal, Spain, Sweden, United Kingdom – the original 14 EU member states
EU28	The 28 European Union members, whose combined population exceeds 500 million
Eurozone debt crisis	The debt crisis, which gripped Europe between 2010 and 2012 and hit confidence in the euro, exposing huge over-borrowing by several Eurozone governments - especially Greece, Portugal, Spain and Ireland - unable to rescue their over-indebted banks
Fertility rate	The number of live births per 1,000 women aged between 15 and 44 per year Total fertility rate (TFR) is an age-standardised calculation for measuring live births over an average woman's lifetime
Forced removals	People exited from the UK because their papers are not in order and they do not have leave to remain
Foreign-born	Someone born outside their usual country of residence (the UK, unless stated). Person can be foreign-born and a British national, for example, if they have moved to the UK and become a naturalised British citizen.

Glossary G-M

Term	Definition
GDP	Gross domestic product (GDP) is the sum of the value of goods and services produced in the economy, and is often expressed as a percentage change - the growth of the country's economy over a period of time, typically a quarter or a year
Habitual residence test	To claim means-tested benefits, an EU migrant must pass this test proving the UK is their main home and that they plan to stay
HESA	The Higher Education Statistics Agency, the official body which collects and publishes data about higher education in the UK
Huguenots	French Protestants who came to England in two immigration waves (after 1572 and 1685) to flee persecution in France
Immigration	People coming to live in a foreign country
Immigration policy	Decisions set by government about who can come to the UK and what they can do
Irregular (or illegal) migrants	Someone without legal status in a transit or host country because of irregular, lapsed or breached conditions of entry (global context); third-country national who violates EU Schengen Borders Code or other conditions for entry, stay or residence (EU context)
LGBT	Lesbian, gay, bisexual and transgender
Migrant	The UN definition is someone who moves to a country other than their usual residence for more than a year, so the destination country in effect becomes his or her new country of usual residence. The sections of the Briefing on global migration use this definition

Glossary M-P

Term	Definition
Migration Advisory Committee	Public body offering independent advice to government on immigration policy
Migration Observatory	Immigration experts at Oxford University who provide independent authoritative analysis of raw data on UK migrants and migration
Migration Watch	Group which campaigns for increased controls on immigration to the UK
Multiculturalism	Maintaining or supporting distinct identities of cultural groups living in a society
National deficit	Excess of government spending over earnings from tax and other income
Net migration	Number of leavers minus the number of arrivals, for at least a year
Normans	Land-owning governing class from Normandy, in northern France, installed in Medieval England by William the Conqueror from 1066
Pew Research Center	Washington-based non-partisan think tank which analyses trends and attitudes shaping the world
Pisa tests	Global educational performance tests for 15-year-olds, run by the Organisation for Economic Co-operation and Development (OECD) in 70 countries
Progress 8	Measure assessing secondary school pupil performance across eight key subjects (based on individual progress against Sats test scores at the end of primary school)

Glossary Q-Z

Term	Definition
Refugee	The UK uses the Geneva Convention definition: someone unable or unwilling to return to their country of origin, owing to a well-founded fear of being persecuted for reasons of race, religion, nationality, membership of a particular social group or political opinion
Remittance	Money sent home by migrants working in wealthier countries
Schengen Zone	Open border area allowing passport-free travel between 26 European countries
Second-generation immigrant	Person born or living in a country where at least one parent previously entered as a migrant
UK citizen	Person who can – by birth, descent, naturalisation, registration or adoption - live and work in the UK free of immigration controls and apply for a UK passport
Universal Credit	Benefit for working-age people, merging six benefits into one payment to make claiming simpler
Vikings	Sea-faring and shipbuilding Norsemen from Scandinavia who lived in Britain more than 1,000 years ago
Visegrad 4	Cultural and political alliance of four countries – the Czech Republic, Hungary, Poland and Slovakia - that are EU and NATO members
White other	People who self-identify as white and not British

For more details about any of the glossary terms, go to: [Migration Observatory](#), [UNESCO](#), [1951 Geneva Convention](#), [A Guide to the Immigration Act 2016](#), [Pew Research Center](#), [Home Office](#)

